

Dengue Update

A total of **65** dengue cases were admitted to different sentinel hospitals region wide from January 1 to January 4, 2014 (Figure 1 and 2). This is **-60.74%** lower compared to the same time period last year (**135**). Ages of cases ranged from 3 days to 52 years of age (**Median=9.00**). Fifty-two percent are males. Most of the cases are from the age-group 1-4 years of age (Figure 3). There were no deaths (Table 1).

Geographic Distribution

Most of the cases were from the province of Misamis Oriental (74.00%). Sixty-seven percent (26/39) are from the City of Cagayan de Oro. The Province of Bukidnon has the second most number of cases (11.30%) were, 67% (4/6) of cases were from the City of Valencia. Among the cities, Oroquieta City has the highest increase at 300% (Table 1). For the municipalities, Tagoloan, Misamis Oriental has 11.30%, followed by Balingasag, Misamis Oriental at (5.70%) of the total suspected dengue cases for the morbidity week. (note: all cases from the city were included in the records as part of the province where it is situated).

Fig. 1 Distribution of Dengue Cases by Morbidity Week
Region: 10, as of January 4, 2014

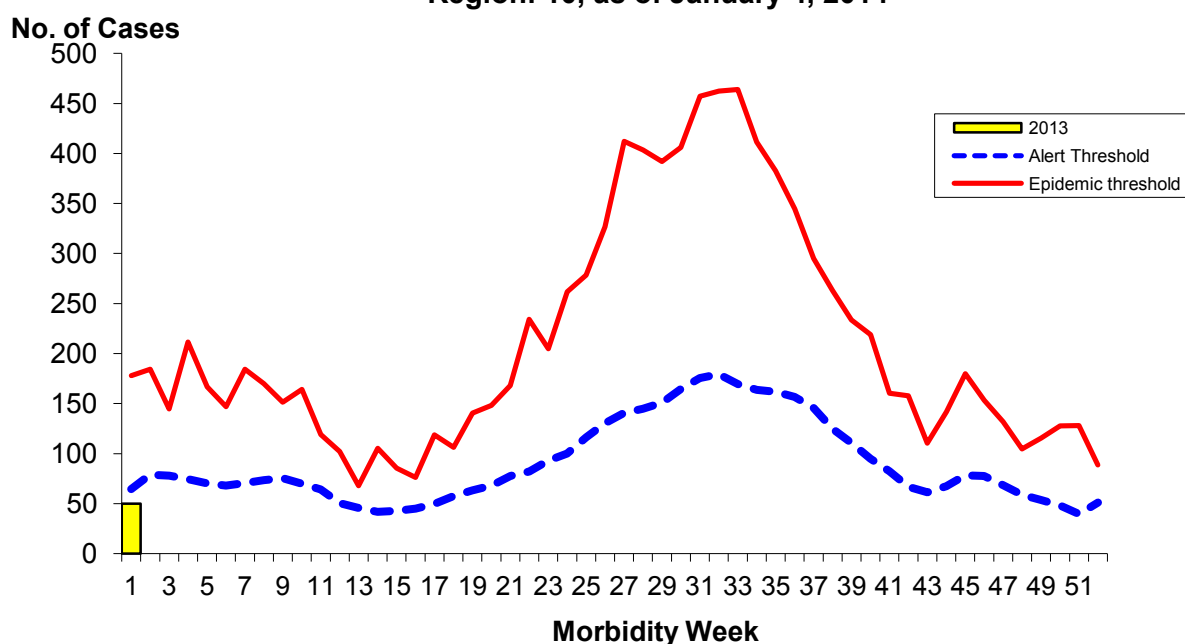
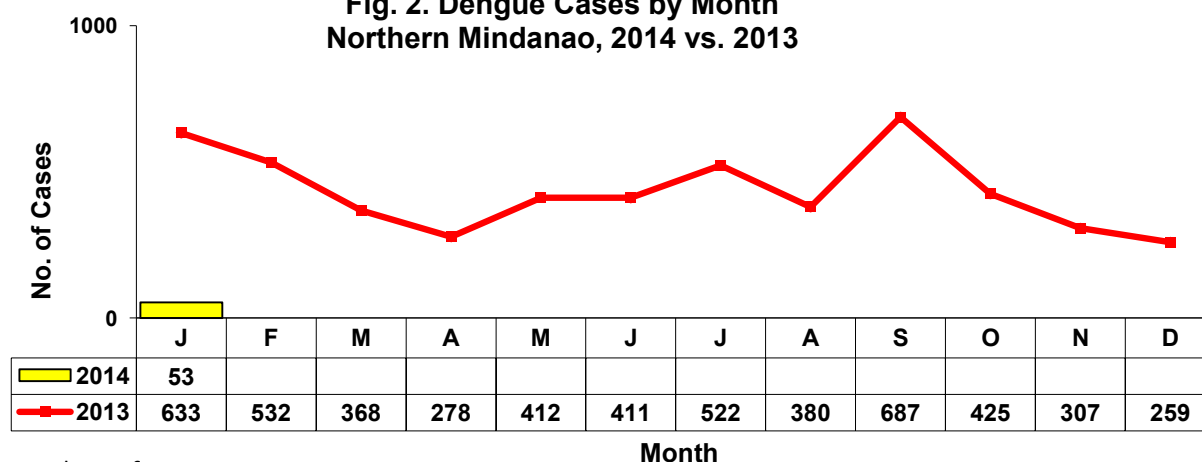


Fig. 2. Dengue Cases by Month
Northern Mindanao, 2014 vs. 2013



* As of January 4, 2014



Disease Surveillance Report 01

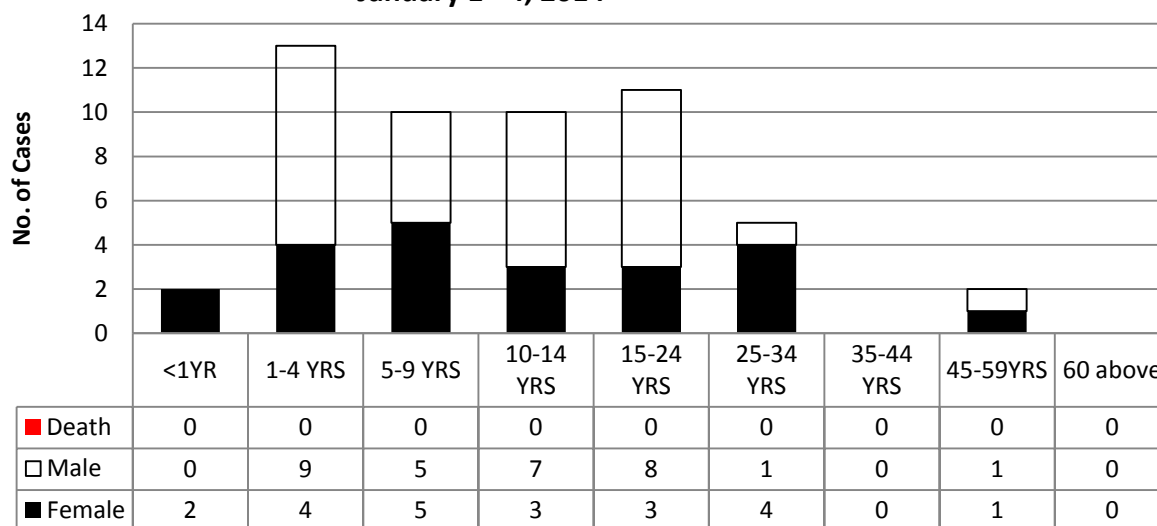
Cluster of cases were noted in the following areas (3 or more in a barangay during the past 4 weeks)

PROVINCE	MUNCITY	BARANGAY	CASES			
			MW50	MW51	MW52	MW01
CAMIGUIN	MAMBAJAO	POBLACION	5	0	0	0
MISAMIS ORIENTAL	CAGAYAN DE ORO CITY	PATAG	2	2	1	1
		MACABALAN	1	3	0	1
		NAZARETH	1	1	0	1
		IPONAN	0	2	2	2
		CARMEN	1	3	0	1
		BULUA	1	2	1	3
		TABLON	2	1	1	1
		CANITO-AN	2	0	2	0
		BUGO	4	3	4	4
		SAN LUIS	1	0	2	0
	VILLANUEVA	DAYAWAN	1	2	0	0
LANAO DEL NORTE	ILIGAN CITY	SUAREZ	2	1	0	1
BUKIDNON	VALENCIA CITY	POBLACION	0	1	1	2

Fig. 3 Dengue Cases by Age group, Sex and Death

Region 10

January 1 - 4, 2014





**Table 1. Dengue Cases & Deaths by Province and Cities
Northern Mindanao, 2013 & 2014***

PROVINCE	CASES		%	DEATHS			
	2014	2013	CHANGE	2014	CFR	2013	CFR
BUKIDNON	1	20	-95	0	0	0	0
CAMIGUIN	0	0	0	0	0	0	0
LANAO DEL NORTE	1	12	-91.67	0	0	0	0
MISAMIS OCCIDENTAL	1	8	-87.5	0	0	1	12.5
MISAMIS ORIENTAL	13	49	-73.47	0	0	2	4.08
CITIES							
CAGAYAN DE ORO	26	22	0	0	0	2	9.09
EL SALVADOR	0	1	-100	0	0	0	0
GINGOOG	0	9	-100	0	0	0	0
ILIGAN	2	6	-66.67	0	0	0	0
MALAYBALAY	1	0	0	0	0	0	0
OROQUIETA	4	1	300	0	0	0	0
OZAMIS	0	2	-100	0	0	0	0
TANGUB	0	0	0	0	0	0	0
VALENCIA	4	5	-20	0	0	0	0
TOTAL	53	135	-60.74	0	0	5	3.70

* as of January 4, 2014 vs 2013

Disclaimer: Data and figures from previous report may differ due to late reports submitted and further verification.