



Disease Surveillance Report 11

Dengue Update

A total of **802** dengue cases were admitted to different sentinel hospitals region wide from January 1 to March 15, 2014 (Figure 1 and 2). This is **-42.96%** lower compared to the same time period last year (**1406**), and **-44.44% (40)** lower compared to last's morbidity week (**70**). Ages of cases ranged from 3 days to 80 years of age (**Median=9.00**). Fifty-three percent are males. There are five deaths with a Case Fatality Rate (**CFR=0.62%**), cases belonged to the age group 1-9 y.o. (**CFR= 1.22%**).

Geographic Distribution

Most of the cases were from the province of Misamis Oriental (**47.10%**). Sixty-six percent (**247/418**) are from the Cagayan de Oro City. Three deaths were from Misamis Oriental (**CFR=0.72**). Camiguin has the highest increase for this week at **52.38%** though lower compared to the increase last morbidity week (**55.56%**). Cagayan de Oro City has the highest cases for the week at 34.2%, however, Gingoog City has the highest CFR at 3.85. For the municipalities, Medina, Misamis Oriental (4.1%) has the highest followed Balingasag, Misamis Oriental (3%) and Tagoloan, Misamis Oriental at 2.9% of the total suspected dengue cases for the morbidity week.

(Note: all cases from the city were included in the records as part of the province where it is situated).

Fig. 1 Distribution of Dengue Cases by Morbidity Week
Region: 10, as of March 15, 2014

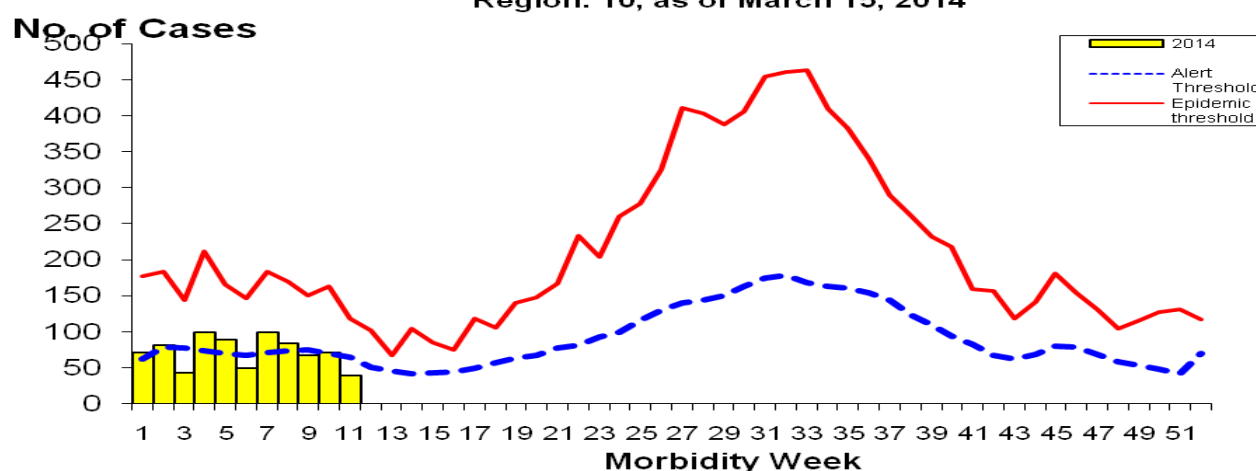
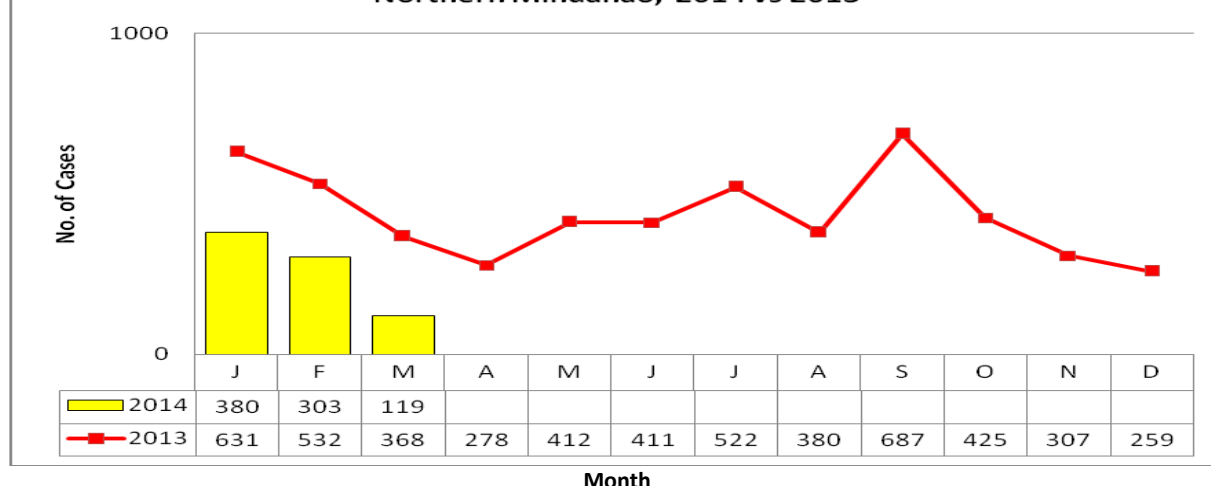


Fig. 2. Dengue Cases by Month
Northern Mindanao, 2014 vs 2013



*as of March 15, 2014

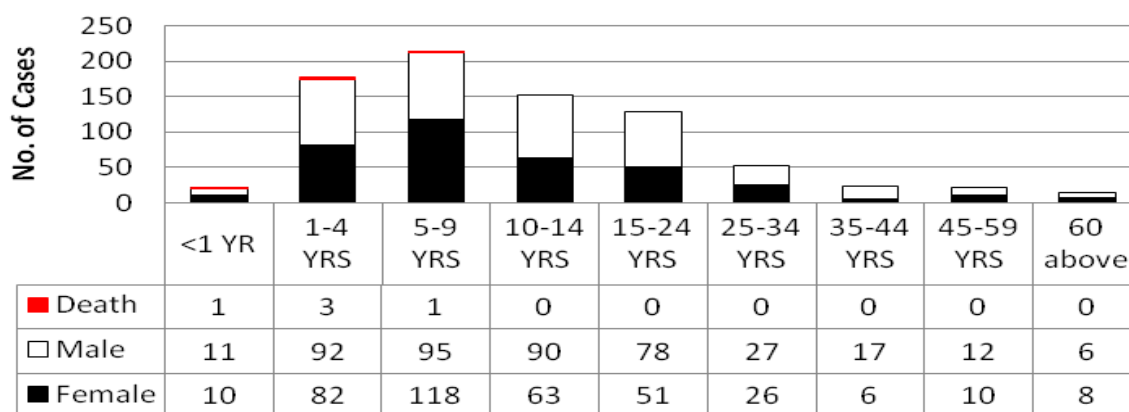


Disease Surveillance Report 11

Cluster of cases were noted in the following areas (3 or more in a barangay during the past 4 weeks)

PROVINCE	MUNCITY	BARANGAY	CASES			
			MW8	MW9	MW10	MW11
BUKIDNON	MALAYBALAY CITY	CASISANG	1	0	0	2
CAMIGUIN	MAMBAJAO	POBLACION	2	1	0	2
LANAO DEL NORTE	ILIGAN CITY	TUBOD	4	0	1	0
MISAMIS ORIENTAL	CAGAYAN DE ORO CITY	BALULANG	1	4	3	2
		BUGO	3	4	3	1
		CARMEN	3	6	5	2
		IPONAN	1	1	5	3
		BULUA	2	1	3	3
		PATAG	2	1	2	3
		KAUSWAGAN	0	2	1	1
		TABLON	3	1	0	0
		AGUSAN	0	2	0	2
		CANITO-AN	2	4	1	1
		GUSA	2	0	1	0
		MACASANDIG	0	2	1	1
	MEDINA	MAANAS	6	0	0	0
		CABUG	2	1	0	0
		SOUTH POBLACION	4	1	1	0
MISAMIS OCCIDENTAL	OZAMIS CITY	TINAGO	0	0	2	1

**Fig. 3 Dengue Cases by Age group, Sex and Death
Region 10
March 15, 2014**





Disease Surveillance Report 11

Table 1. Dengue Cases & Deaths by Province and Cities
Northern Mindanao, 2013 & 2014*

PROVINCE	2014	2013	% Change	2014	CFR	2013	CFR
BUKIDNON	73	251	-70.92 ↑	2	2.74	1	0.40
CAMIGUIN	32	21	52.38 ↓	0	0.00	0	0.00
LANAO DEL NORTE	30	76	-60.53 ↑	0	0.00	1	1.32
MISAMIS OCCIDENTAL	27	64	-57.81 ↓	0	0.00	1	1.56
MISAMIS ORIENTAL	144	266	-45.86 ↓	1	0.69	2	0.75
CAGAYAN DE ORO CITY	274	317	-13.56 ↑	1	0.36	2	0.63
EL SALVADOR	2	12	-83.33 =	0	0.00	0	0.00
GINGOOG CITY	26	89	-70.79 ↓	1	3.85	0	0.00
ILIGAN CITY	78	108	-27.78 ↓	0	0.00	1	0.93
MALAYBALAY CITY	26	45	-42.22 ↑	0	0.00	0	0.00
OROQUIETA CITY	16	32	-50.00 =	0	0.00	0	0.00
OZAMIS CITY	42	59	-28.81 ↑	0	0.00	0	0.00
TANGUB CITY	6	9	-33.33 ↑	0	0.00	0	0.00
VALENCIA CITY	26	57	-54.39 ↑	0	0.00	0	0.00
TOTAL	802	1406	-42.96 ↑	5	0.62	8	0.57

*as of March 15, 2014

Disclaimer: Data and figures from previous report may differ due to late reports submitted and further verification