



Disease Surveillance Report 12

Dengue Update

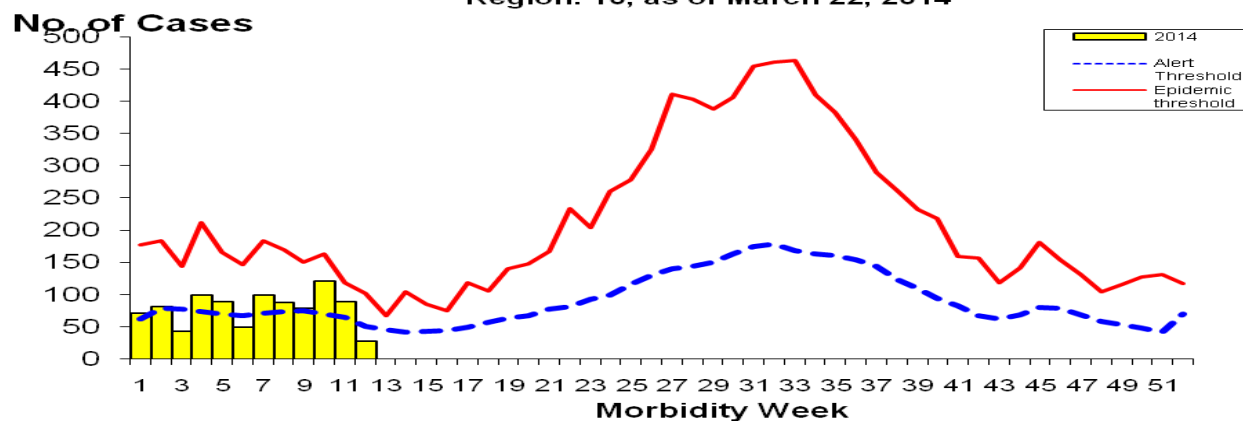
A total of 942 dengue cases were admitted to different sentinel hospitals region wide from January 1 to March 22, 2014 (Figure 1 and 2). This is **-36.35%** lower compared to the same time period last year (**1480**), and **-68.54% (28)** lower compared to last's morbidity week (**89**). Ages of cases ranged from 3 days to 80 years of age (**Median=9.00**). Fifty-four percent are males. There are five deaths with a Case Fatality Rate (**CFR=0.53%**), cases belonged to the age group 1-9 y.o. (**CFR= 1.02%**).

Geographic Distribution

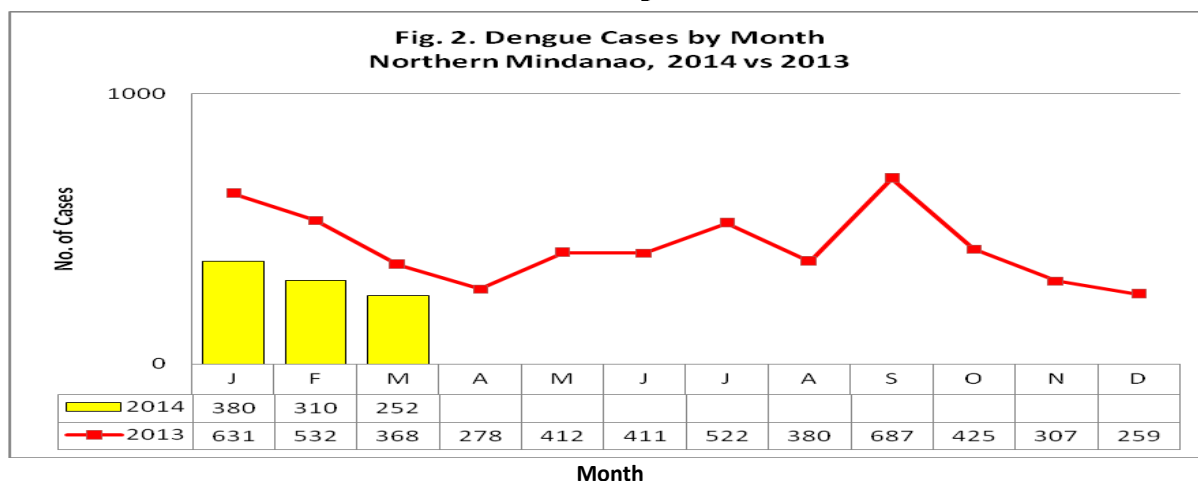
Most of the cases were from the province of Misamis Oriental (**49.30%**). Sixty-six percent (336/509) are from the Cagayan de Oro City. Three deaths were from Misamis Oriental (**CFR=0.59**). Camiguin has the highest increase for this week at **32%** though lower compared to the increase last morbidity week (**52.38%**). Cagayan de Oro City has the highest cases for the week at 35.7%, however, Gingoog City has the highest CFR at 2.7. For the municipalities, Medina, Misamis Oriental (3.6%) has the highest followed Balingasag, Misamis Oriental (3.2%) and Tagoloan, Misamis Oriental at 3.0% of the total suspected dengue cases for the morbidity week.

(Note: all cases from the city were included in the records as part of the province where it is situated).

**Fig. 1 Distribution of Dengue Cases by Morbidity Week
Region: 10, as of March 22, 2014**



**Fig. 2. Dengue Cases by Month
Northern Mindanao, 2014 vs 2013**



*as of March 22, 2014

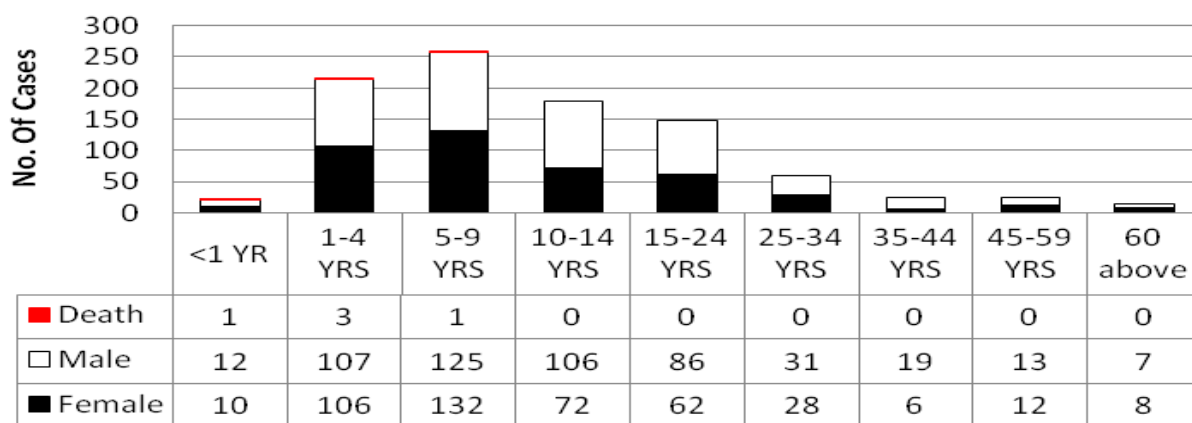


Disease Surveillance Report 12

Cluster of cases were noted in the following areas (3 or more in a barangay during the past 4 weeks)

PROVINCE	MUNCITY	BARANGAY	CASES			
			MW9	MW10	MW11	MW12
BUKIDNON	MARAMAG	DOLOGON	0	0	2	1
CAMIGUIN	MAMBAJAO	POBLACION	1	0	2	0
LANAO DEL NORTE	ILIGAN CITY	TUBOD	0	2	0	1
MISAMIS ORIENTAL	BALINGASAG	WATERFALL	0	3	0	0
	CAGAYAN DE ORO CITY	BALULANG	4	3	4	1
		CANITO-AN	4	2	3	1
		BUGO	4	5	1	0
		CARMEN	7	8	7	1
		IPONAN	1	6	3	0
		BULUA	1	4	5	1
		MACASANDIG	2	1	1	0
		PATAG	1	2	4	0
		KAUSWAGAN	2	2	1	0
		CAMAMAN-AN	2	4	0	0
		PUNTOD	1	3	1	0
		AGUSAN	3	3	2	0
		GUSA	0	4	0	1
		LAPASAN	0	3	0	0
	OPOL	BARRA	0	0	4	0
MISAMIS OCCIDENTAL	OZAMIS CITY	CATADMAN-MANABAY	1	1	0	1
MISAMIS OCCIDENTAL		GANGO	1	0	1	1
MISAMIS OCCIDENTAL		TINAGO	0	3	1	1

**Fig. 3 Dengue Cases by Age group, Sex and Death
Region 10
March 22, 2014**





Disease Surveillance Report 12

Table 1. Dengue Cases & Deaths by Province and Cities
Northern Mindanao, 2013 & 2014*

PROVINCE	2014	2013	% Change	2014	CFR	2013	CFR
BUKIDNON	82	263	-68.82 ↑	2	2.44	1	0.38
CAMIGUIN	33	25	32.00 ↓	0	0.00	0	0.00
LANAO DEL NORTE	30	80	-62.50 ↓	0	0.00	1	1.25
MISAMIS OCCIDENTAL	33	69	-52.17 ↑	0	0.00	1	1.45
MISAMIS ORIENTAL	173	273	-36.63 ↑	1	0.58	2	0.73
CAGAYAN DE ORO CITY	336	327	2.75 ↑	1	0.30	2	0.61
EL SALVADOR	4	13	-69.23 ↑	0	0.00	0	0.00
GINGOOG CITY	37	93	-60.22 ↑	1	2.70	0	0.00
ILIGAN CITY	88	112	-21.43 ↑	0	0.00	1	0.89
MALAYBALAY CITY	27	49	-44.90 ↓	0	0.00	0	0.00
OROQUIETA CITY	17	34	-50.00 =	0	0.00	0	0.00
OZAMIS CITY	49	69	-28.99 =	0	0.00	0	0.00
TANGUB CITY	7	9	-22.22 ↓	0	0.00	0	0.00
VALENCIA CITY	26	64	-59.38 ↓	0	0.00	0	0.00
TOTAL	942	1480	-36.35 ↑	5	0.53	8	0.54

*as of March 22, 2014

Disclaimer: Data and figures from previous report may differ due to late reports submitted and further verification