



Disease Surveillance Report 13

Dengue Update

A total of 1057 dengue cases were admitted to different sentinel hospitals region wide from January 1 to March 29, 2014 (Figure 1 and 2). This is **-30.55%** lower compared to the same time period last year (**1522**), and **-42.47% (42)** lower compared to last's morbidity week (**73**). Ages of cases ranged from 3 days to 80 years of age (**Median=9.00**). Fifty-three percent are males. There are five deaths with a Case Fatality Rate (**CFR=0.47%**), cases belonged to the age group 1-9 y.o. (**CFR= 0.9%**).

Geographic Distribution

Most of the cases were from the province of Misamis Oriental (**46%**). Sixty-seven percent (364/546) are from the Cagayan de Oro City. Three deaths were from Misamis Oriental (**CFR=0.55**). Camiguin has the highest increase for this week at **32%** though lower compared to the increase last morbidity week (**52.38%**). Cagayan de Oro City has the highest cases for the week at 60%, however, Gingoog City has the highest CFR at 2.44. For the municipalities, Medina, Misamis Oriental (3.2%) has the highest followed Balingasag, Misamis Oriental (3%) and Tagoloan, Misamis Oriental at 2.8% of the total suspected dengue cases for the morbidity week.

(Note: all cases from the city were included in the records as part of the province where it is situated).

Fig. 1 Distribution of Dengue Cases by Morbidity Week
Region: 10, as of March 29, 2014

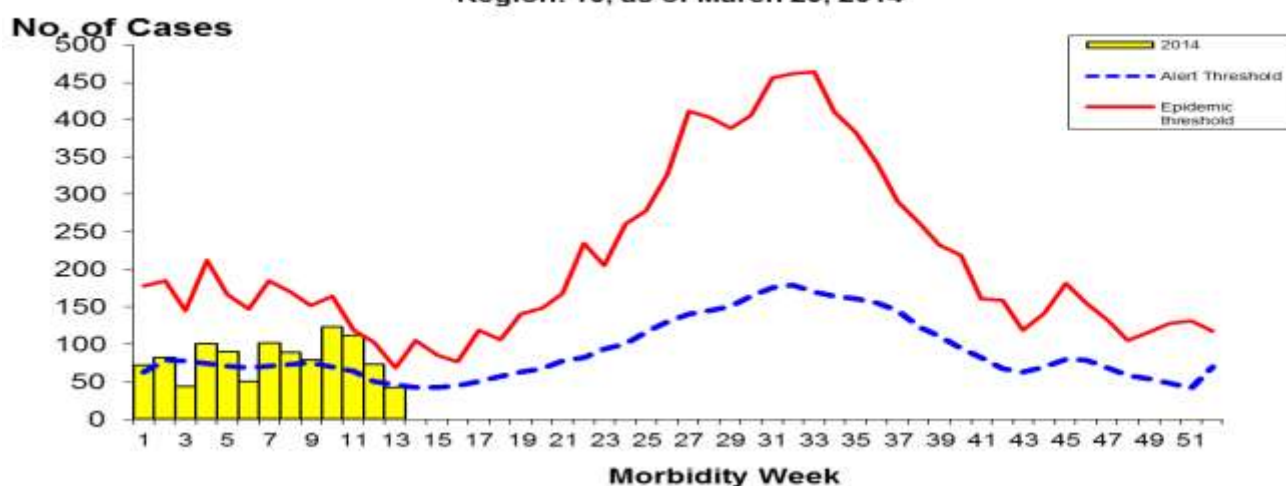
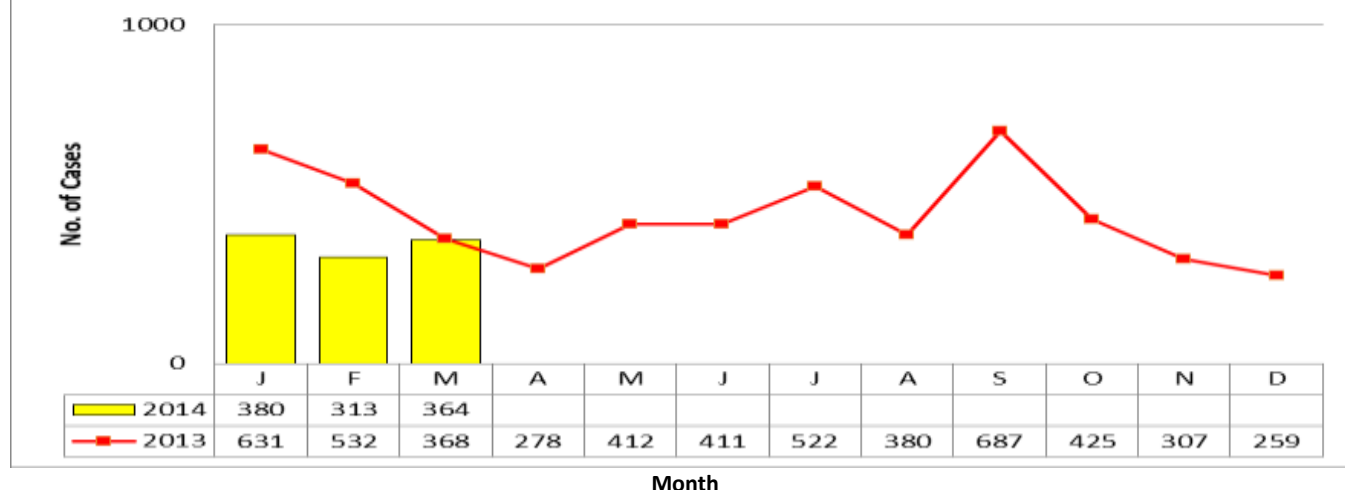


Fig. 2. Dengue Cases by Month
Northern Mindanao, 2014 vs 2013



*as of March 29, 2014



Disease Surveillance Report 13

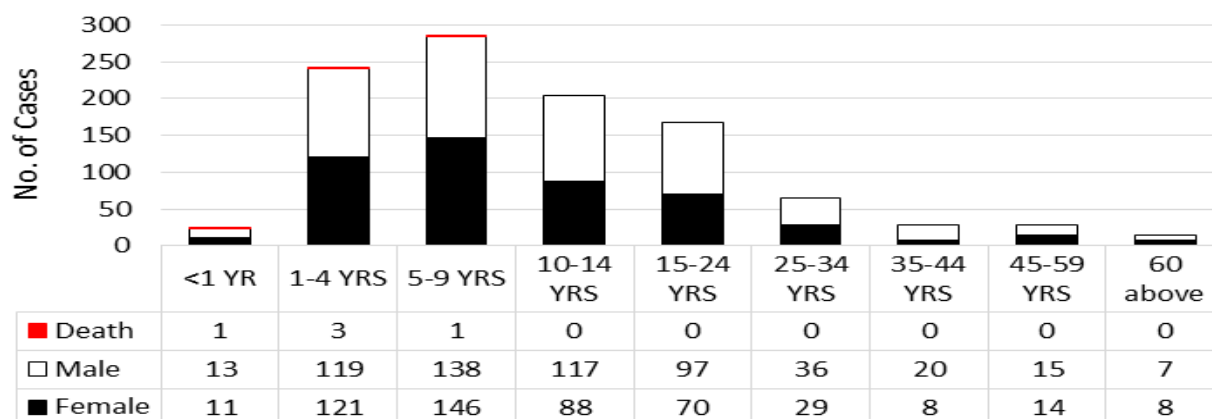
Cluster of cases were noted in the following areas (3 or more in a barangay during the past 4 weeks)

PROVINCE	MUNCITY	BARANGAY	CASES			
			MW10	MW11	MW12	MW13
BUKIDNON	LIBONA	KINAWA	2	0	0	1
	MALAYBALAY CITY	CASISANG	0	3	0	0
	MARAMAG	DOLOGON	0	2	1	0
CAMIGUIN	MAMBAJAO	POBLACION	0	3	1	0
LANAO DEL NORTE	ILIGAN CITY	TUBOD	2	3	1	1
		SANTA FILOMENA	1	2	0	0
		MARIA CRISTINA	1	0	2	0
		BURU-UN	1	1	1	0
MISAMIS ORIENTAL	BALINGASAG	WATERFALL	3	0	0	1
	CAGAYAN DE ORO CITY	PUNTOD	3	1	0	0
		CANITO-AN	2	5	1	1
		BUGO	5	4	2	0
		CARMEN	8	8	5	0
		IPONAN	6	3	1	0
		BULUA	4	6	1	0
		MACASANDIG	1	1	1	0
		KAUSWAGAN	2	1	1	0
		PATAG	2	4	0	0
		BALULANG	3	4	1	1
		CAMAMAN-AN	4	0	2	0
		AGUSAN	3	2	0	0
		GUSA	4	1	1	1
		LAPASAN	3	0	0	1
	JASAAN	BOBONTUGAN	2	0	1	0
	OPOL	BARRA	0	4	0	0
	VILLANUEVA	POBLACION	1	0	1	1
MISAMIS OCCIDENTAL	OZAMIS CITY	TINAGO	3	1	1	0
		GANGO	0	1	1	1



Disease Surveillance Report 13

**Fig. 3 Dengue Cases by Age group, Sex and Death
Region 10
March 29, 2014**



**Table 1. Dengue Cases & Deaths by Province and Cities
Northern Mindanao, 2013 & 2014***

PROVINCE	2014	2013	% Change	2014	CFR	2013	CFR
BUKIDNON	95	278	-65.83 ↓	2	2.11	1	0.36
CAMIGUIN	40	25	60.00 ↑	0	0.00	0	0.00
LANAO DEL NORTE	37	84	-55.95 ↑	0	0.00	1	1.19
MISAMIS OCCIDENTAL	42	70	-40.00 ↑	0	0.00	1	1.43
MISAMIS ORIENTAL	182	282	-35.46 ↑	1	0.55	3	1.06
CAGAYAN DE ORO CITY	364	330	10.30 ↑	1	0.27	2	0.61
EL SALVADOR	4	13	-69.23 =	0	0.00	0	0.00
GINGOOG CITY	41	94	-56.38 ↑	1	2.44	0	0.00
ILIGAN CITY	111	113	-1.77 ↑	0	0.00	1	0.88
MALAYBALAY CITY	29	56	-48.21 ↓	0	0.00	0	0.00
OROQUIETA CITY	18	34	-47.06 ↑	0	0.00	0	0.00
OZAMIS CITY	54	69	-21.74 ↑	0	0.00	0	0.00
TANGUB CITY	9	9	0.00 ↑	0	0.00	0	0.00
VALENCIA CITY	31	65	-52.31 ↑	0	0.00	0	0.00
TOTAL	1057	1522	-30.55 ↑	5	0.47	9	0.59

*as of March 29, 2014

Disclaimer: Data and figures from previous report may differ due to late reports submitted and further verification