



Disease Surveillance Report 14

Dengue Update

A total of 1105 dengue cases were admitted to different sentinel hospitals region wide from January 1 to April 5, 2014 (Figure 1 and 2). This is **-30.72%** lower compared to the same time period last year (**1595**), and **-48.21% (29)** lower compared to last's morbidity week (**56**). Ages of cases ranged from 3 days to 80 years of age (**Median=9.00**). Fifty-two percent are males. There are five deaths with a Case Fatality Rate (**CFR=0.45%**), cases belonged to the age group 1-9 y.o. (**CFR= 1.7%**).

Geographic Distribution

Most of the cases were from the province of Misamis Oriental (**44.9%**). Sixty-eight percent (384/571) are from the Cagayan de Oro City. Three deaths were from Misamis Oriental (**CFR=0.54**). Camiguin has the highest increase for this week at **60%**. Cagayan de Oro City has the highest cases for the week at 35%, however, Gingoog City has the highest CFR at 2.44. For the municipalities, Medina, Misamis Oriental (3.1%) has the highest followed Balingasag, Misamis Oriental (3%) and Tagoloan, Misamis Oriental at 2.7% of the total suspected dengue cases for the morbidity week.

(Note: all cases from the city were included in the records as part of the province where it is situated).

Fig. 1 Distribution of Dengue Cases by Morbidity Week
Region: 10, as of April 12, 2014

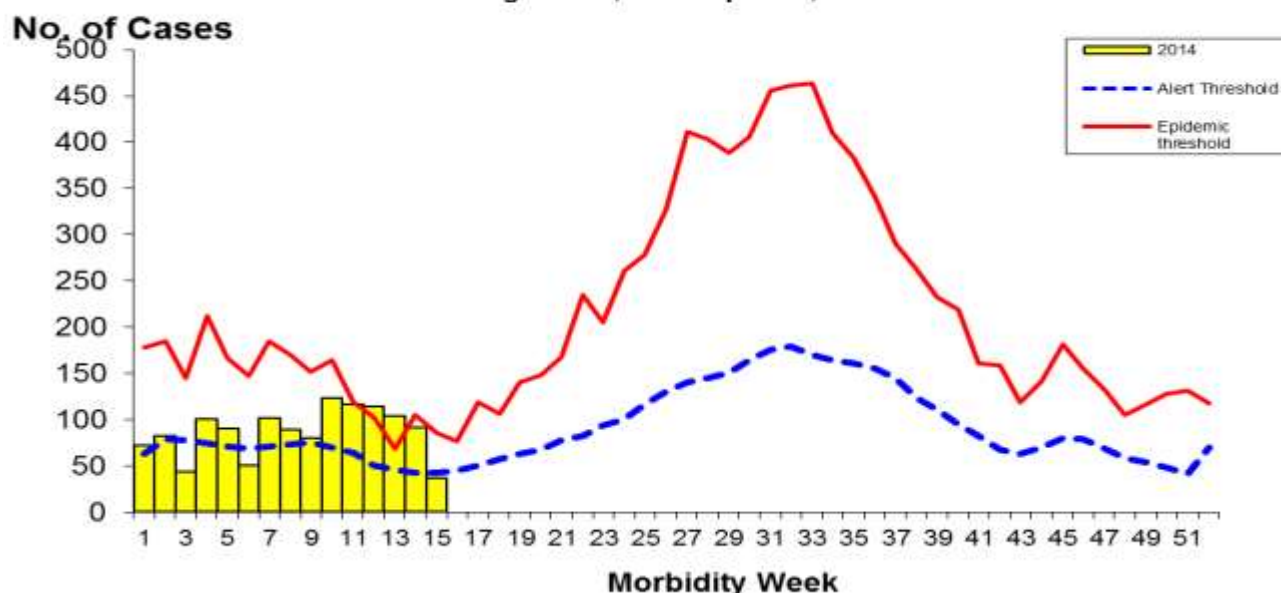
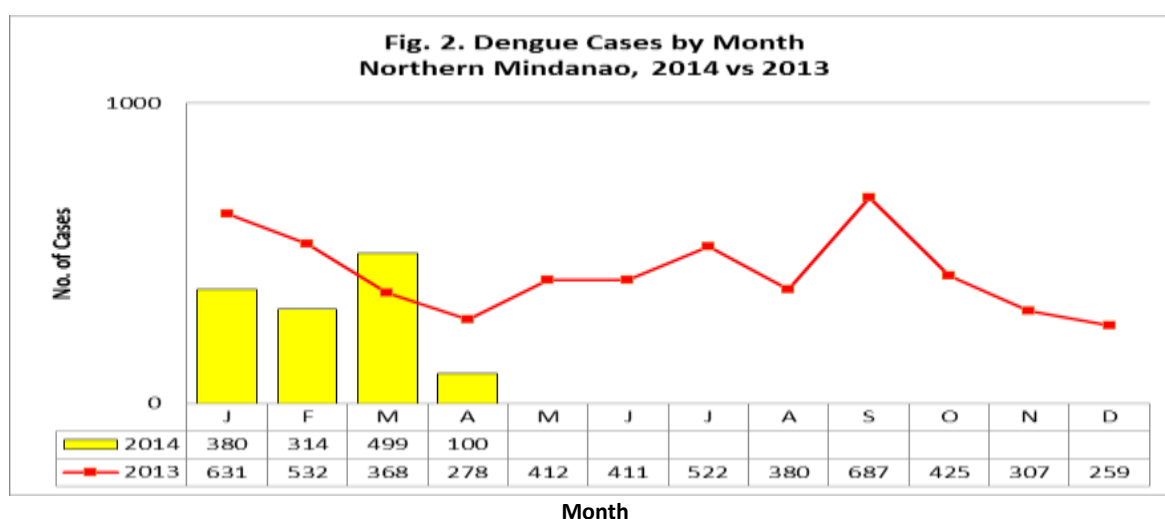


Fig. 2. Dengue Cases by Month
Northern Mindanao, 2014 vs 2013



*as of April 12, 2014

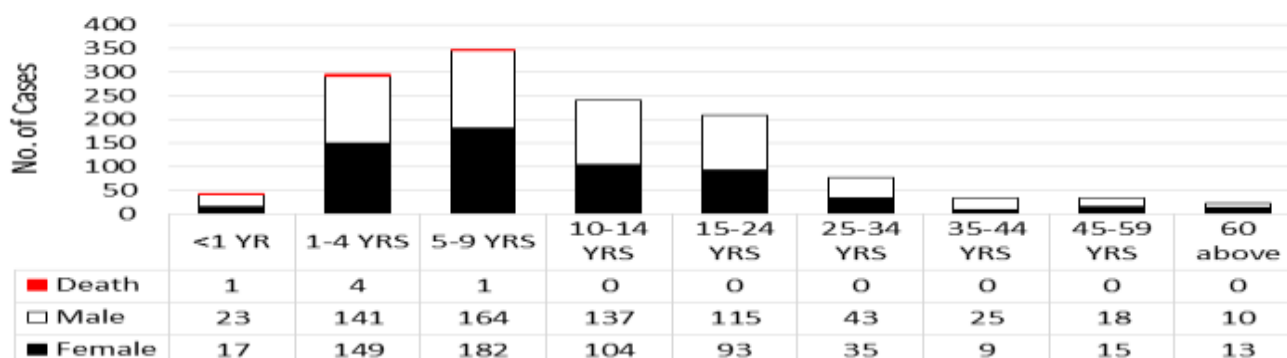


Disease Surveillance Report 14

Cluster of cases were noted in the following areas (3 or more in a barangay during the past 4 weeks)

PROVINCE	MUNCITY	BARANGAY	CASES			
			MW12	MW13	MW14	MW15
BUKIDNON	KIBAWÉ	WEST KIBAWÉ (POB.)	0	0	0	3
	MANOLO FORTICH	AGUSAN CANYON	3	1	1	0
	VALENCIA CITY	POBLACION	0	2	1	0
		BATANGAN	1	1	1	0
CAMIGUIN	MAMBAJAO	YUMBING	0	1	0	2
LANAO DEL NORTE	ILIGAN CITY	TUBOD	3	1	0	0
MISAMIS ORIENTAL	CAGAYAN DE ORO CITY	MACABALAN	2	3	1	0
		IPONAN	1	4	5	3
		MACASANDIG	3	3	3	0
		PATAG	1	0	2	0
		CANITO-AN	3	5	0	0
		KAUSWAGAN	1	1	1	0
		BUGO	5	3	4	0
		BALULANG	4	2	7	2
		LAPASAN	1	3	1	0
		BULUA	1	6	6	0
		CARMEN	7	4	8	3
		CAMAMAN-AN	5	1	2	0
		NAZARETH	0	2	1	0
		TABLON	1	4	3	0
		GUSA	2	2	1	0
MISAMIS ORIENTAL	SALAY	POBLACION	4	1	1	0
	VILLANUEVA	POBLACION	1	1	0	1
MISAMIS OCCIDENTAL	OZAMIS CITY	TINAGO	1	1	1	1
		GANGO	1	2	1	0

**Fig. 3 Dengue Cases by Age group, Sex and Death
Region 10
April 12, 2014**





Disease Surveillance Report 14

Table 1. Dengue Cases & Deaths by Province and Cities
Northern Mindanao, 2013 & 2014*

PROVINCE	2014	2013	% Change	2014	CFR	2013	CFR
BUKIDNON	104	306	-66.01 ↓	2	1.92	2	0.65
CAMIGUIN	40	25	60.00 =	0	0.00	0	0.00
LANAO DEL NORTE	39	86	-54.65 ↑	0	0.00	1	1.16
MISAMIS OCCIDENTAL	43	72	-40.28 =	0	0.00	1	1.39
MISAMIS ORIENTAL	184	289	-36.33 ↓	1	0.54	4	1.38
CAGAYAN DE ORO CITY	387	346	11.85 ↑	1	0.26	2	0.58
EL SALVADOR	4	14	-71.43 ↓	0	0.00	0	0.00
GINGOOG CITY	41	98	-58.16 ↓	1	2.44	0	0.00
ILIGAN CITY	117	115	1.74 ↑	0	0.00	1	0.87
MALAYBALAY CITY	30	59	-49.15 ↓	0	0.00	0	0.00
OROQUIETA CITY	18	34	-47.06 =	0	0.00	0	0.00
OZAMIS CITY	55	72	-23.61 ↓	0	0.00	0	0.00
TANGUB CITY	9	10	-10.00 ↓	0	0.00	0	0.00
VALENCIA CITY	34	69	-50.72 ↓	0	0.00	0	0.00
TOTAL	1105	1595	-30.72 ↓	5	0.45	11	0.69

*as of April 5, 2014

Disclaimer: Data and figures from previous report may differ due to late reports submitted and further verification