



## Disease Surveillance Report 16

### Dengue Update

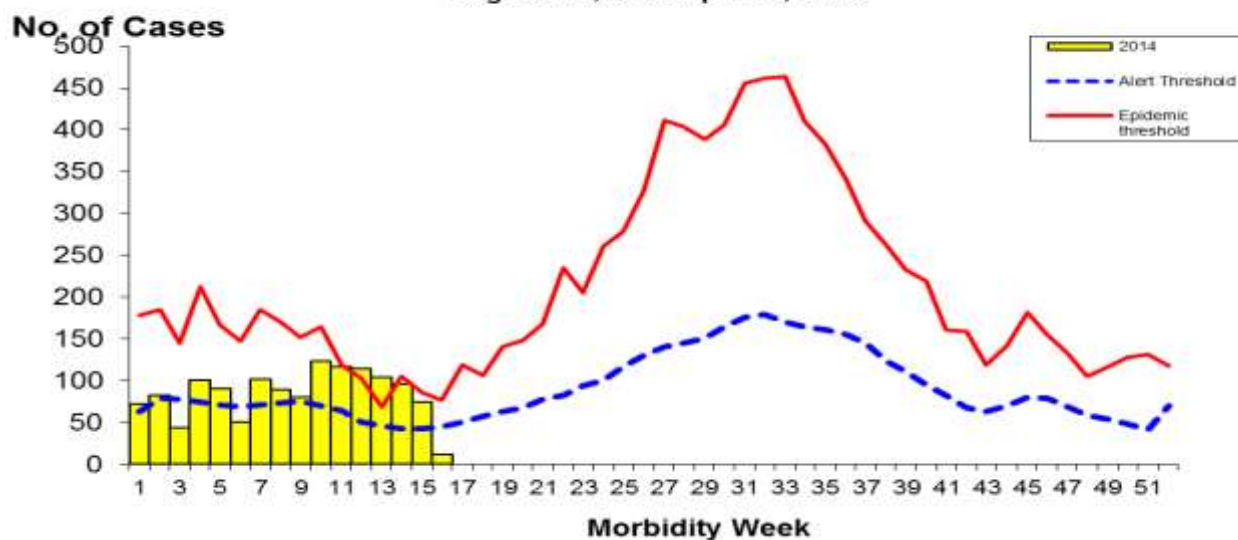
A total of 1347 dengue cases were admitted to different sentinel hospitals region wide from January 1 to April 19, 2014 (Figure 1 and 2). This is **-21.04%** lower compared to the same time period last year (**1706**), and **-83.78% (12)** lower compared to last's morbidity week (**62**). Ages of cases ranged from 3 days to 80 years of age (**Median=9.00**). Fifty-two percent are males. There are Six deaths with a Case Fatality Rate (**CFR=0.45%**), cases belonged to the age group 1-9 y.o. (**CFR=0.85%**).

### Geographic Distribution

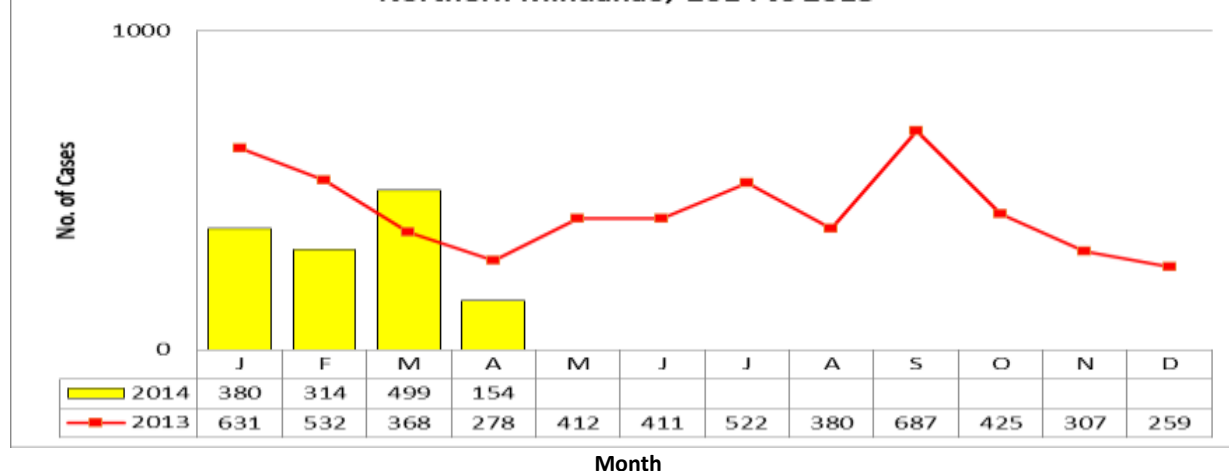
Most of the cases were from the province of Misamis Oriental (**43.6%**). Seventy percent (509/722) are from the Cagayan de Oro City. Three deaths were from Misamis Oriental (**CFR=0.41**). Camiguin has the highest increase for this week at **72%**. Cagayan de Oro City has the highest cases for the week at 37.8%, however, Gingoog City has the highest CFR at 1.82. For the municipalities, Medina, Misamis Oriental (2.7%) and Tagooan, Misamis Oriental (2.7%) have the highest cases, and followed by Balingasag, Misamis Oriental at 2.5% of the total suspected dengue cases for the morbidity week.

(Note: all cases from the city were included in the records as part of the province where it is situated).

**Fig. 1 Distribution of Dengue Cases by Morbidity Week**  
Region: 10, as of April 19, 2014



**Fig. 2. Dengue Cases by Month**  
Northern Mindanao, 2014 vs 2013



\*as of April 19, 2014

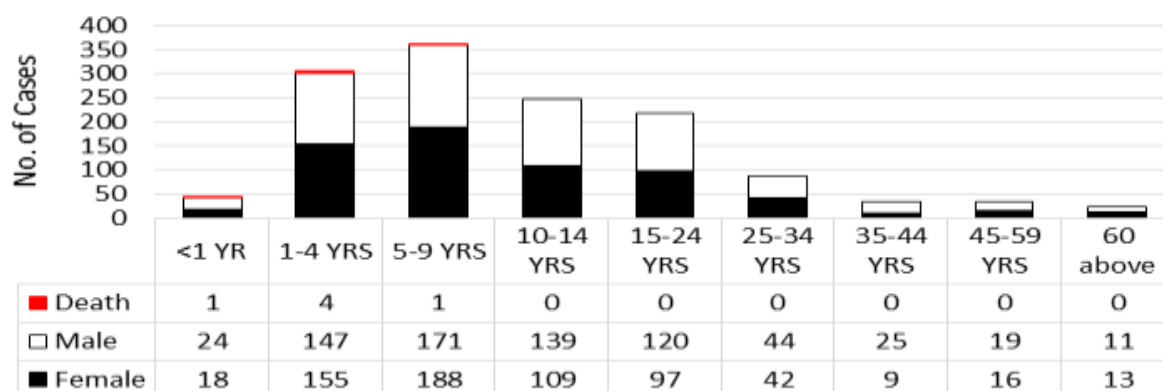


## Disease Surveillance Report 16

Cluster of cases were noted in the following areas (3 or more in a barangay during the past 4 weeks)

PROVINCE	MUNCITY	BARANGAY	CASES			
			MW13	MW14	MW15	MW16
BUKIDNON	KIBAWÉ	WEST KIBAWÉ (POB.)	0	0	3	0
	VALENCIA CITY	POBLACION	2	1	0	0
CAMIGUIN	MAMBAJAO	YUMBING	1	0	2	0
MISAMIS ORIENTAL	CAGAYAN DE ORO CITY	BULUA	6	6	0	0
		CARMEN	4	8	3	0
		MACABALAN	3	1	0	0
		BALULANG	2	7	2	0
		MACASANDIG	3	3	0	0
		GUSA	2	1	0	0
		IPONAN	4	5	3	0
		CANITO-AN	5	0	0	0
		NAZARETH	2	1	0	0
		BUGO	3	4	0	0
		LAPASAN	3	1	0	0
		CAMAMAN-AN	1	2	0	0
		TABLON	4	3	0	0
MISAMIS OCCIDENTAL	OZAMIS CITY	GANGO	2	1	0	0
	OZAMIS CITY	TINAGO	1	1	1	0

**Fig. 3 Dengue Cases by Age group, Sex and Death  
Region 10  
April 19, 2014**





Disease Surveillance Report 16

**Table 1. Dengue Cases & Deaths by Province and Cities**  
Northern Mindanao, 2013 & 2014\*

PROVINCE	2014	2013	% Change	2014	CFR	2013	CFR
BUKIDNON	132	338	-60.95↑	2	1.52	2	0.59
CAMIGUIN	43	25	72.00 =	0	0.00	0	0.00
LANAO DEL NORTE	49	90	-45.56↓	0	0.00	1	1.11
MISAMIS OCCIDENTAL	52	80	-35.00↑	0	0.00	1	1.25
MISAMIS ORIENTAL	213	300	-29.00↑	1	0.47	4	1.33
CAGAYAN DE ORO CITY	509	363	40.22↓	2	0.39	2	0.55
EL SALVADOR	6	14	-57.14 =	0	0.00	0	0.00
GINGOOG CITY	55	101	-45.54↑	1	1.82	0	0.00
ILIGAN CITY	128	121	5.79↓	0	0.00	1	0.83
MALAYBALAY CITY	31	66	-53.03↓	0	0.00	0	0.00
OROQUIETA CITY	18	39	-53.85 =	0	0.00	0	0.00
OZAMIS CITY	65	78	-16.67↑	0	0.00	0	0.00
TANGUB CITY	10	13	-23.08↑	0	0.00	0	0.00
VALENCIA CITY	36	78	-53.85↓	0	0.00	0	0.00
<b>TOTAL</b>	<b>1347</b>	<b>1706</b>	<b>-21.04↑</b>	<b>6</b>	<b>0.45</b>	<b>11</b>	<b>0.64</b>

\*as of April 19, 2014

Disclaimer: Data and figures from previous report may differ due to late reports submitted and further verification