



## Disease Surveillance Report 17

### Dengue Update

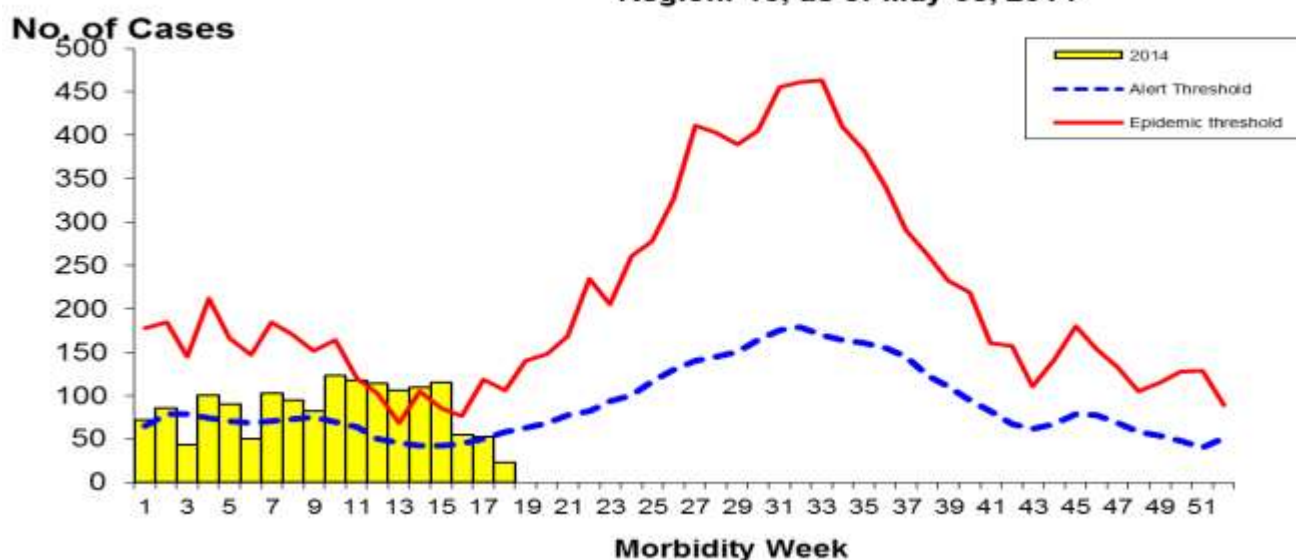
A total of 1388 dengue cases were admitted to different sentinel hospitals region wide from January 1 to April 26, 2014 (Figure 1 and 2). This is **-21.45%** lower compared to the same time period last year (**1767**), and **-50% (13)** lower compared to last's morbidity week (**26**). Ages of cases ranged from 3 days to 80 years of age (**Median=9.00**). Fifty-two percent are males. There are Six deaths with a Case Fatality Rate (**CFR=0.43%**), cases belonged to the age group 1-9 y.o. (**CFR=0.84%**).

### Geographic Distribution

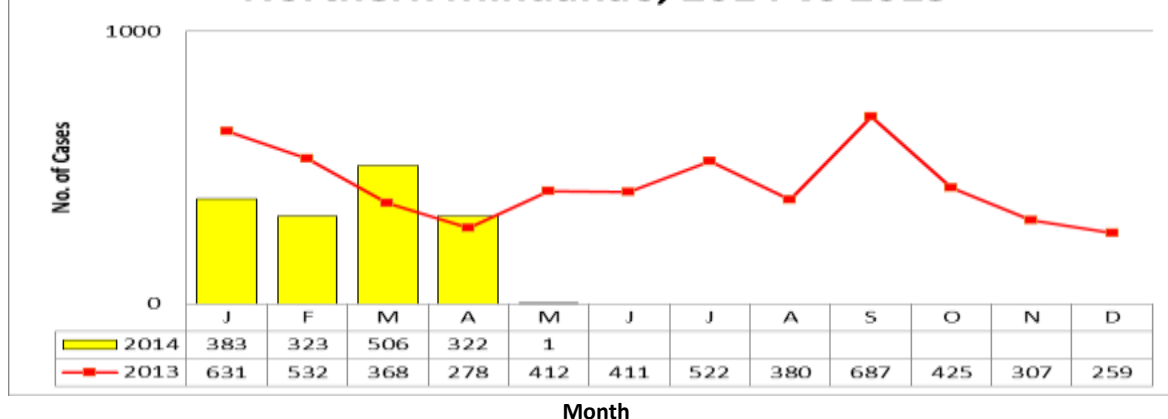
Most of the cases were from the province of Misamis Oriental (**43.4%**). Seventy percent (512/730) are from the Cagayan de Oro City. Three deaths were from Misamis Oriental (**CFR=0.41**). Camiguin has the highest increase for this week at **72%**. Cagayan de Oro City has the highest cases for the week at 36.9%, however, Gingoog City has the highest CFR at 1.85. For the municipalities, Medina, Misamis Oriental (2.7%) and Tagooan, Misamis Oriental (2.7%) have the highest cases, and followed by Balingasag, Misamis Oriental at 2.5% of the total suspected dengue cases for the morbidity week.

(Note: all cases from the city were included in the records as part of the province where it is situated).

**Fig. 1 Distribution of Dengue Cases by Morbidity Week**  
Region: 10, as of May 03, 2014



**Fig. 2. Dengue Cases by Month**  
Northern Mindanao, 2014 vs 2013



\*as of May 3, 2014



## Disease Surveillance Report 17

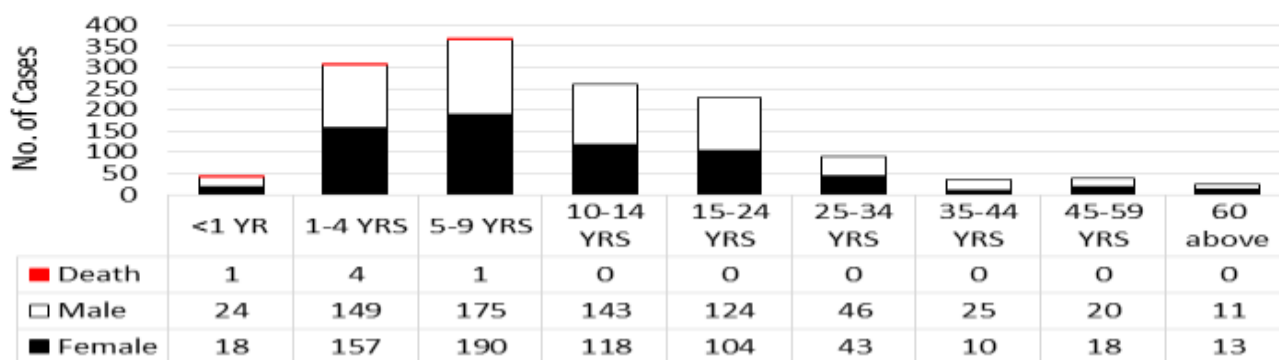
Cluster of cases were noted in the following areas (3 or more in a barangay during the past 4 weeks)

PROVINCE	MUNCITY	BARANGAY	CASES			
			MW15	MW16	MW17	MW18
BUKIDNON	DON CARLOS	DON CARLOS SUR (POB.)	2	1	0	0
	KIBAWÉ	WEST KIBAWÉ (POB.)	4	0	0	0
	QUEZON	SAN JOSE	2	2	1	0
LANAO DEL NORTE	LALA	MARANDING	3	0	0	1
MISAMIS OCCIDENTAL	CLARIN	POBLACION I	0	1	1	1
	CLARIN	MIALEN	2	0	0	2
	OZAMIS CITY	TINAGO	2	2	0	0
		MANINGCOL	1	2	1	2
		MALAUANG	2	0	0	1
		AGUADA (POB.)	0	1	2	0
		CARMEN (MISAMIS ANNEX)	0	0	3	0
		GANGO	3	0	3	0
	CAGAYAN DE ORO CITY	LAPASAN	2	1	0	0
		BULUA	1	2	1	1
MISAMIS ORIENTAL		TABLON	0	2	1	0
		IPONAN	6	0	3	0
		GUSA	2	1	0	0
		MACASANDIG	1	2	1	0
		PATAG	2	1	0	0
		BALULANG	3	1	1	0
		BONBON	1	1	1	0
		CARMEN	6	4	1	2
	GINGOOG CITY	SAN JUAN	3	0	0	0
	TAGOLOAN	MOHON	2	0	1	0



Disease Surveillance Report 17

**Fig. 3 Dengue Cases by Age group, Sex and Death  
Region 10  
April 26, 2014**



**Table 1. Dengue Cases & Deaths by Province and Cities  
Northern Mindanao, 2013 & 2014\***

PROVINCE	2014	2013	% Change	2014	CFR	2013	CFR
BUKIDNON	133	356	-62.64 ↓	2	1.50	2	0.56
CAMIGUIN	43	25	72.00 =	0	0.00	0	0.00
LANAO DEL NORTE	48	92	-47.83 ↓	0	0.00	1	1.09
MISAMIS OCCIDENTAL	60	90	-33.33 ↑	0	0.00	2	2.22
MISAMIS ORIENTAL	218	302	-27.81 ↑	1	0.46	4	1.32
CAGAYAN DE ORO CITY	512	366	39.89 ↓	2	0.39	2	0.55
EL SALVADOR	8	14	-42.86 ↑	0	0.00	0	0.00
GINGOOG CITY	54	104	-48.08 ↓	1	1.85	0	0.00
ILIGAN CITY	136	126	7.94 ↑	0	0.00	1	0.79
MALAYBALAY CITY	31	72	-56.94 ↓	0	0.00	1	1.39
OROQUIETA CITY	18	41	-56.10 ↓	0	0.00	0	0.00
OZAMIS CITY	80	81	-1.23 ↑	0	0.00	0	0.00
TANGUB CITY	11	13	-15.38 ↑	0	0.00	0	0.00



Disease Surveillance Report 17

<b>VALENCIA CITY</b>	36	85	-57.65	0	0.00	0	0.00
<b>TOTAL</b>	1388	1767	-21.45	6	0.43	13	0.74

\*as of April 26, 2014

Disclaimer: Data and figures from previous report may differ due to late reports submitted and further verification