



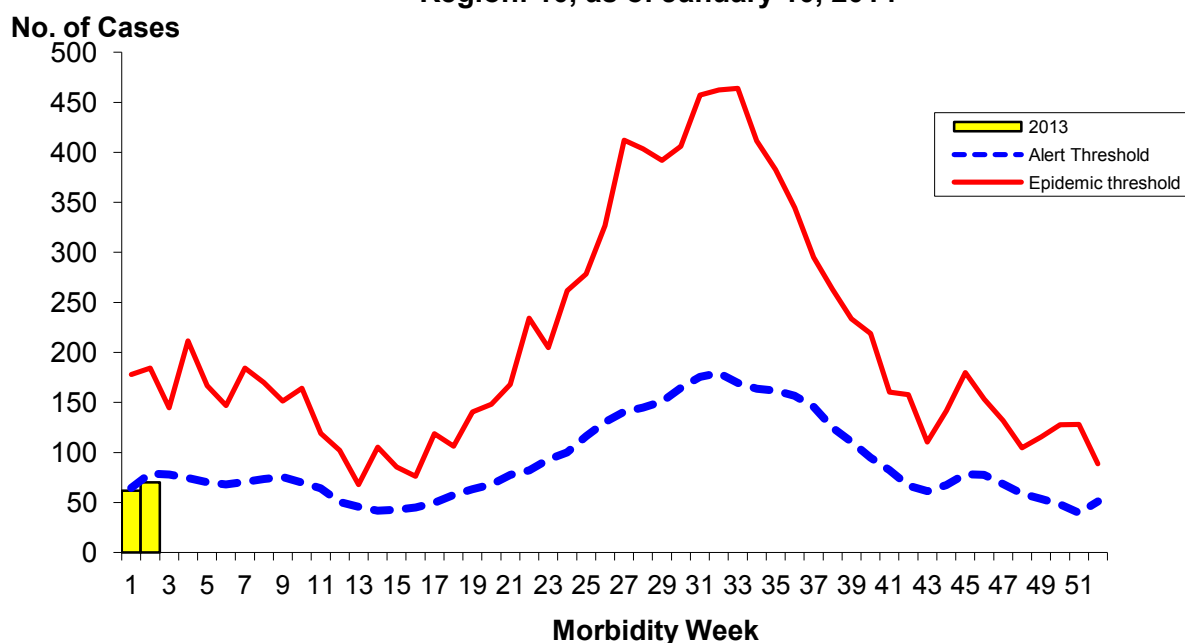
## Dengue Update

A total of **137** dengue cases were admitted to different sentinel hospitals region wide from January 1 to January 4, 2014 (Figure 1 and 2). This is **-40.17%** lower compared to the same time period last year (**135**), however, cases started to increase compared to last morbidity week at 251%. Ages of cases ranged from 3 days to 54 years of age (**Median=9.00**). Fifty-three percent are males. Most of the cases are from the age-group 1-14 years of age (Figure 3). There was one death with a Case Fatality Rate (CFR=0.73%) which belongs to the age-group 1-4 years old (CFR=3.13%) (Table 1).

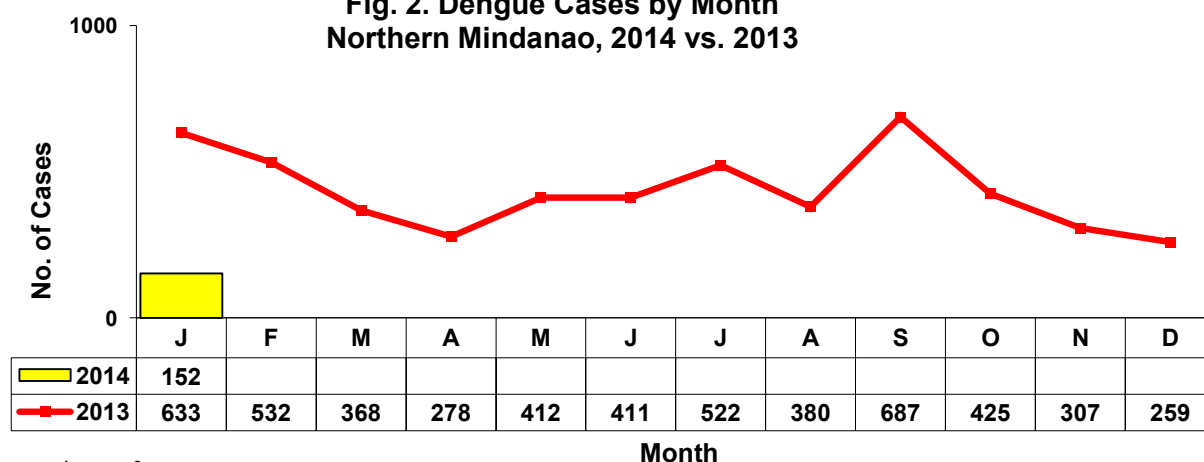
### Geographic Distribution

Most of the cases were from the province of Misamis Oriental (67.00%). Fifty-three percent (48/91) are from the City of Cagayan de Oro. The Province of Bukidnon has the second most number of cases (17.00%) were, 48% (11/23) of cases were from the Cities of Valencia and Malaybalay. Among the cities, Malaybalay City, Bukidnon has the highest increase at 400%, followed by Oroquieta City, Misamis Occidental at 60%. (Table 1). For the municipalities, Balingasag, Misamis Oriental has 9.50%, followed by Tagoloan, Misamis Oriental at (7.50%) of the total suspected dengue cases for the morbidity week. (note: all cases from the city were included in the records as part of the province where it is situated).

**Fig. 1 Distribution of Dengue Cases by Morbidity Week**  
Region: 10, as of January 10, 2014



**Fig. 2. Dengue Cases by Month**  
Northern Mindanao, 2014 vs. 2013



\* As of January 10, 2014

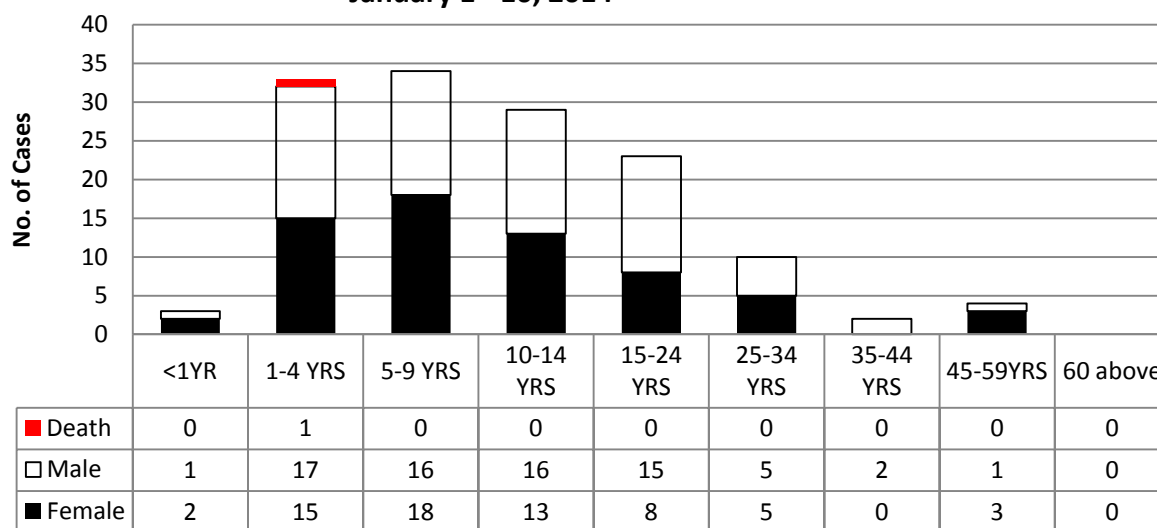


## Disease Surveillance Report 02

Cluster of cases were noted in the following areas (3 or more in a barangay during the past 4 weeks)

| PROVINCE         | MUNCITY             | BARANGAY         | CASES |      |      |      |
|------------------|---------------------|------------------|-------|------|------|------|
|                  |                     |                  | MW51  | MW52 | MW01 | MW02 |
| BUKIDNON         | VALENCIA CITY       | POBLACION        | 1     | 1    | 3    | 0    |
| MISAMIS ORIENTAL | BALINGASAG          | BARANGAY 2 (POB) | 1     | 0    | 0    | 2    |
|                  | CAGAYAN DE ORO CITY | AGUSAN           | 1     | 3    | 0    | 1    |
|                  |                     | BALULANG         | 0     | 0    | 2    | 2    |
|                  |                     | BUGO             | 3     | 5    | 4    | 3    |
|                  |                     | BULUA            | 2     | 1    | 3    | 3    |
|                  |                     | CANITO-AN        | 1     | 5    | 0    | 1    |
|                  |                     | CARMEN           | 2     | 3    | 1    | 0    |
|                  |                     | GUSA             | 2     | 2    | 1    | 1    |
|                  |                     | IPONAN           | 3     | 3    | 1    | 3    |
|                  |                     | LAPASAN          | 0     | 4    | 1    | 2    |
|                  |                     | MACABALAN        | 3     | 1    | 2    | 1    |
|                  |                     | PATAG            | 2     | 1    | 1    | 1    |
|                  |                     | TABON            | 1     | 4    | 1    | 0    |
|                  | GINGOOG CITY        | SAN LUIS         | 0     | 2    | 1    | 1    |
|                  | TAGOLOAN            | CASINGLOT        | 1     | 5    | 2    | 0    |
|                  |                     | POBLACION        | 1     | 0    | 1    | 3    |
|                  | VILLANUEVA          | DAYAWAN          | 2     | 2    | 1    | 0    |

**Fig. 3 Dengue Cases by Age group, Sex and Death**  
**Region 10**  
**January 1 - 10, 2014**





Disease Surveillance Report 02

**Table 1. Dengue Cases & Deaths by Province and Cities  
Northern Mindanao, 2013 & 2014\***

| PROVINCE           | CASES      |            | %               | DEATHS   |             |          |             |
|--------------------|------------|------------|-----------------|----------|-------------|----------|-------------|
|                    | 2014       | 2013       | CHANGE          | 2014     | CFR         | 2013     | CFR         |
| BUKIDNON           | 12         | 32         | -62.5 ↑         | 0        | 0           | 0        | 0           |
| CAMIGUIN           | 0          | 1          | -100 ↓          | 0        | 0           | 0        | 0           |
| LANAO DEL NORTE    | 4          | 13         | -69.23 ↑        | 0        | 0           | 0        | 0           |
| MISAMIS OCCIDENTAL | 4          | 16         | -75 ↑           | 0        | 0           | 1        | 6.25        |
| MISAMIS ORIENTAL   | 39         | 51         | -23.53 ↑        | 0        | 0           | 2        | 3.92        |
| CITIES             |            |            |                 |          |             |          |             |
| CAGAYAN DE ORO     | 48         | 60         | -20 ↓           | 0        | 0           | 2        | 3.33        |
| EL SALVADOR        | 0          | 3          | -100 =          | 0        | 0           | 0        | 0           |
| GINGOOG            | 4          | 14         | -71.43 ↑        | 1        | 25          | 0        | 0           |
| ILIGAN             | 6          | 14         | -57.14 ↑        | 0        | 0           | 0        | 0           |
| MALAYBALAY         | 5          | 1          | 400 ↑           | 0        | 0           | 0        | 0           |
| OROQUIETA          | 8          | 5          | 60 ↓            | 0        | 0           | 0        | 0           |
| OZAMIS             | 1          | 6          | -83.33 ↑        | 0        | 0           | 0        | 0           |
| TANGUB             | 0          | 0          | 0 =             | 0        | 0           | 0        | 0           |
| VALENCIA           | 6          | 13         | -53.85 ↓        | 0        | 0           | 0        | 0           |
| <b>TOTAL</b>       | <b>137</b> | <b>229</b> | <b>-40.17 ↑</b> | <b>1</b> | <b>0.73</b> | <b>5</b> | <b>2.18</b> |

\* as of January 10, 2014 vs 2013

Disclaimer: Data and figures from previous report may differ due to late reports submitted and further verification.