



Disease Surveillance Report 20

Dengue Update

A total of **1721** dengue cases were admitted to different sentinel hospitals region wide from January 1 to May 17, 2014 (Figure 1 and 2). This is **-15.26%** lower compared to the same time period last year (**2031**), and **-13.2% (46)** lower compared to last's morbidity week (**53**). Ages of cases ranged from 3 days to 82 years of age (**Median=9.00**). Fifty-two percent are males. There are seven deaths with a Case Fatality Rate (**CFR=0.41%**), cases belonged to the age group 1-14 y.o.. (**CFR=0.58%**).

Geographic Distribution

Most of the cases were from the province of Misamis Oriental (**40.3%**). Sixty-nine percent (596/861) are from the Cagayan de Oro City. Five deaths were from Misamis Oriental (**CFR=0.58**). Camiguin has the highest increase for this week at 125.93%. Cagayan de Oro City has the highest cases for the week at 34.6%, however, Gingoog City has the highest CFR at 2.41. For the municipalities, Tagoloan, Misamis Oriental (2.6%) and Medina, Misamis Oriental (2.5%) have the highest cases, and followed by Mambajao, Camiguin at 2.3% of the total suspected dengue cases for the morbidity week.

(Note: all cases from the city were included in the records as part of the province where it is situated).

Fig. 1 Distribution of Dengue Cases by Morbidity Week
Region: 10, as of May 19, 2014

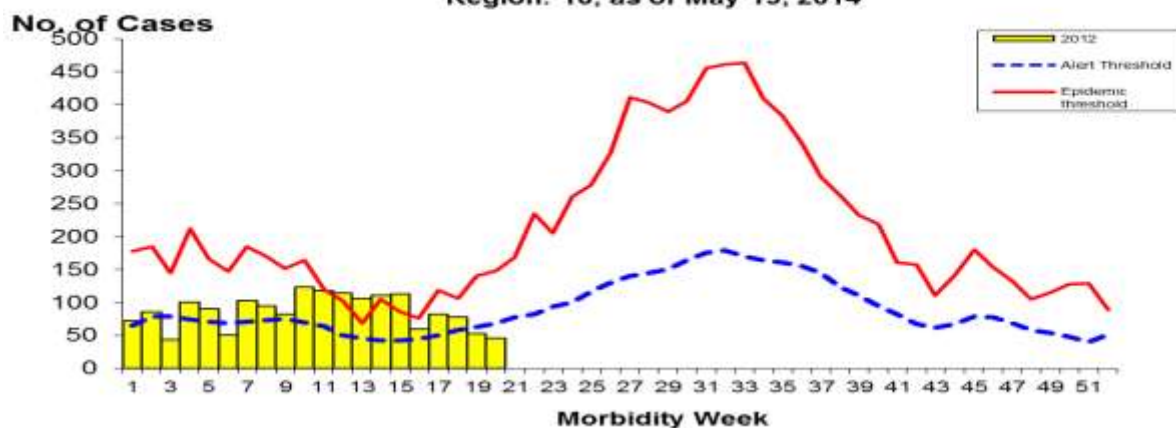
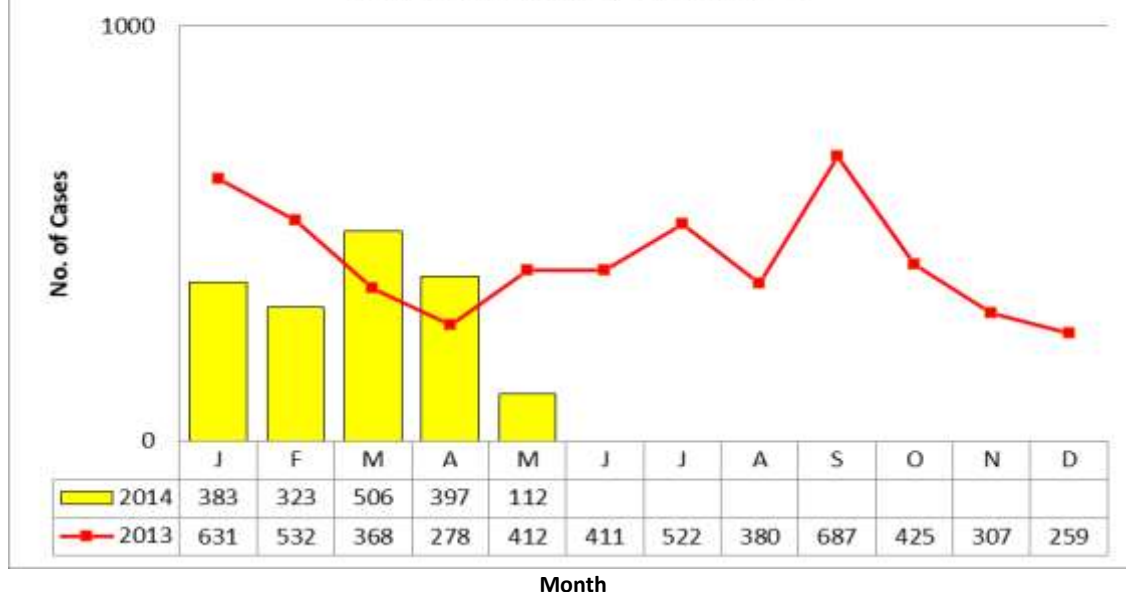


Fig. 2. Dengue Cases by Month
Northern Mindanao, 2014 vs 2013



*as of May 17, 2014

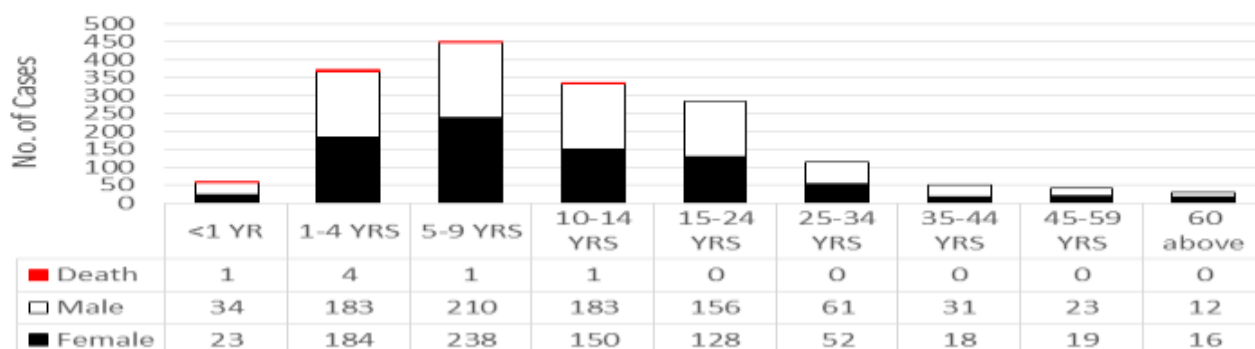


Disease Surveillance Report 20

Cluster of cases were noted in the following areas (3 or more in a barangay during the past 4 weeks)

PROVINCE	MUNCITY	BARANGAY	CASES			
			MW17	MW18	MW19	MW20
BUKIDNON	BAUNGON	NICDAO	0	2	0	2
BUKIDNON	KIBAWA	WEST KIBAWA (POB.)	2	0	1	0
BUKIDNON	SUMILAO	POBLACION	0	1	0	2
BUKIDNON	QUEZON	POBLACION (KIOKONG)	2	0	0	1
MISAMIS OCCIDENTAL	CLARIN	POBLACION III	0	0	0	3
MISAMIS OCCIDENTAL	OZAMIS CITY	GANGO	3	0	0	1
MISAMIS OCCIDENTAL	OZAMIS CITY	CARMEN (MISAMIS ANNEX)	3	0	0	1
MISAMIS OCCIDENTAL	OZAMIS CITY	MANINGCOL	1	2	1	0
MISAMIS ORIENTAL	CAGAYAN DE ORO CITY	BULUA	1	1	0	1
MISAMIS ORIENTAL	CAGAYAN DE ORO CITY	CAMAMAN-AN	0	2	1	0
MISAMIS ORIENTAL	CAGAYAN DE ORO CITY	CANITO-AN	3	0	1	0
MISAMIS ORIENTAL	CAGAYAN DE ORO CITY	IPONAN	3	0	0	0
MISAMIS ORIENTAL	CAGAYAN DE ORO CITY	MACASANDIG	2	0	0	1
MISAMIS ORIENTAL	CAGAYAN DE ORO CITY	CUGMAN	2	1	0	0
MISAMIS ORIENTAL	CAGAYAN DE ORO CITY	GUSA	0	1	2	0
MISAMIS ORIENTAL	CAGAYAN DE ORO CITY	BUGO	0	3	2	0
MISAMIS ORIENTAL	CAGAYAN DE ORO CITY	CARMEN	1	2	1	0
MISAMIS ORIENTAL	GINGOOG CITY	BARANGAY 22 (POB.)	1	2	0	0
MISAMIS ORIENTAL	GINGOOG CITY	SAN JUAN	0	0	1	3
LANAO DEL NORTE	ILIGAN CITY	PALAO	0	0	1	2
MISAMIS ORIENTAL	JASAAN	BOBONTUGAN	2	2	0	0
MISAMIS ORIENTAL	MEDINA	PORTULIN	0	3	0	0
MISAMIS ORIENTAL	SALAY	POBLACION	1	2	0	0
MISAMIS ORIENTAL	TAGOLOAN	MOHON	2	1	0	0

Fig. 3 Dengue Cases by Age group, Sex and Death
Region 10
May 10, 2014





Disease Surveillance Report 20

Table 1. Dengue Cases & Deaths by Province and Cities

PROVINCE	2014	2013	c-p	% Change	2014	CFR	2013	CFR
BUKIDNON	182	431	-249	-57.77 ↑	2	1.10	2	0.46
CAMIGUIN	61	27	34	125.93 ↑	0	0.00	0	0.00
LANAO DEL NORTE	55	105	-50	-47.62 ↓	0	0.00	1	0.95
MISAMIS OCCIDENTAL	94	101	-7	-6.93 ↓	0	0.00	3	2.97
MISAMIS ORIENTAL	265	324	-59	-18.21 ↓	1	0.38	5	1.54
CAGAYAN DE ORO CITY	596	411	185	45.01 ↓	2	0.34	2	0.49
EL SALVADOR	9	15	-6	-40.00 ↓	0	0.00	0	0.00
GINGOOG CITY	83	113	-30	-26.55 ↓	2	2.41	0	0.00
ILIGAN CITY	150	132	18	13.64 ↑	0	0.00	1	0.76
MALAYBALAY CITY	36	96	-60	-62.50 ↓	0	0.00	1	1.04
OROQUIETA CITY	21	43	-22	-51.16 ↓	0	0.00	0	0.00
OZAMIS CITY	115	105	10	9.52 ↓	0	0.00	0	0.00
TANGUB CITY	12	20	-8	-40.00 ↓	0	0.00	0	0.00
VALENCIA CITY	42	108	-66	-61.11 ↓	0	0.00	0	0.00
TOTAL	1721	2031	-310	-15.26 ↓	7	0.41	15	0.74

*as of May 17, 2014

Disclaimer: Data and figures from previous report may differ due to late reports submitted and further verification