



## Disease Surveillance Report 21

### Dengue Update

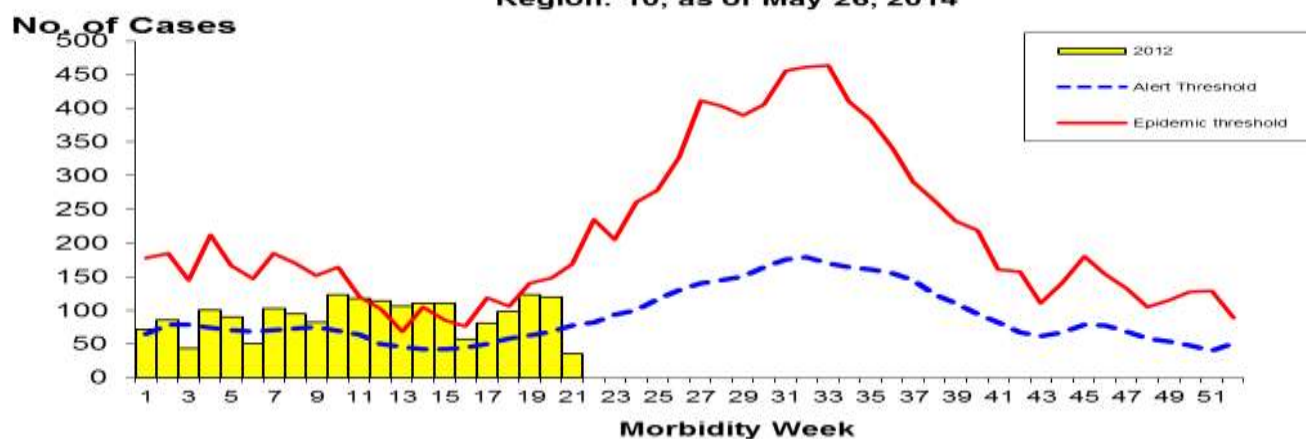
A total of **1913** dengue cases were admitted to different sentinel hospitals region wide from January 1 to May 24, 2014 (Figure 1 and 2). This is **-9.76%** lower compared to the same time period last year (**2120**), and **-70.83% (35)** lower compared to last's morbidity week (**120**). Ages of cases ranged from 3 days to 82 years of age (**Median=9.00**). Fifty-two percent are males. There are six deaths with a Case Fatality Rate (**CFR=0.31%**), cases belonged to the age group 1-9 y.o.. (**CFR=0.62%**).

### Geographic Distribution

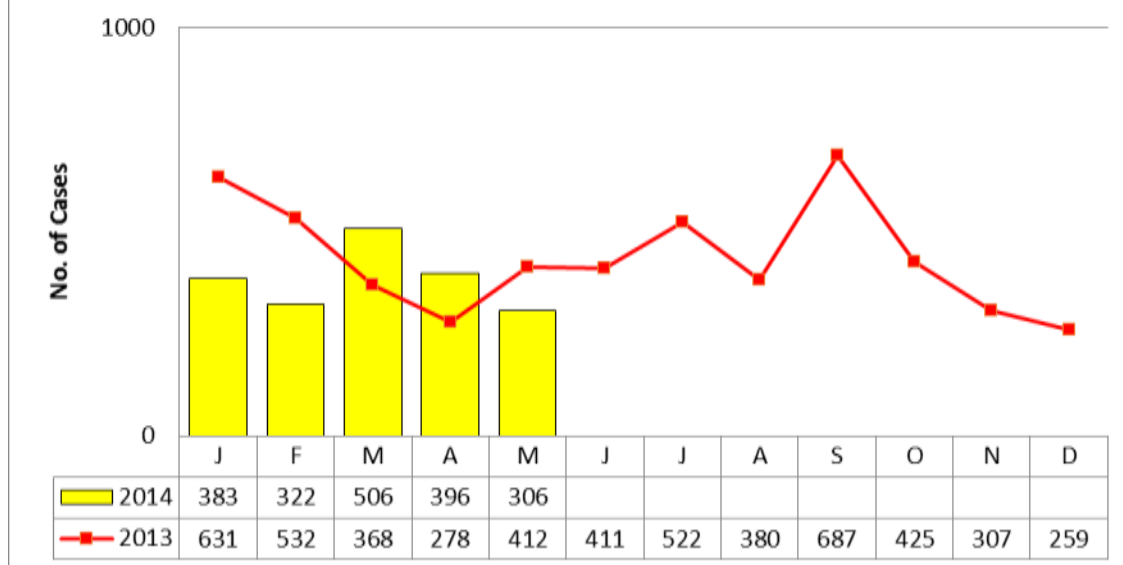
Most of the cases were from the province of Misamis Oriental (**40.5%**). Sixty-nine percent (665/965) are from the Cagayan de Oro City. Four deaths were from Misamis Oriental (**CFR=0.41**). Camiguin has the highest increase for this week at 122.22%. Cagayan de Oro City has the highest cases for the week at 34.8%, however, Gingoog City has the highest CFR at 1.09. For the municipalities, Tagoloan, Misamis Oriental (2.7%) and Clarin, Misamis Occidental (2.2%) have the highest cases, and followed by Medina, Misamis Oriental at 2.2% of the total suspected dengue cases for the morbidity week.

(Note: all cases from the city were included in the records as part of the province where it is situated).

**Fig. 1 Distribution of Dengue Cases by Morbidity Week**  
Region: 10, as of May 26, 2014



**Fig. 2. Dengue Cases by Month**  
Northern Mindanao, 2014 vs 2013





## Disease Surveillance Report 21

Month

\*as of May 17, 2014

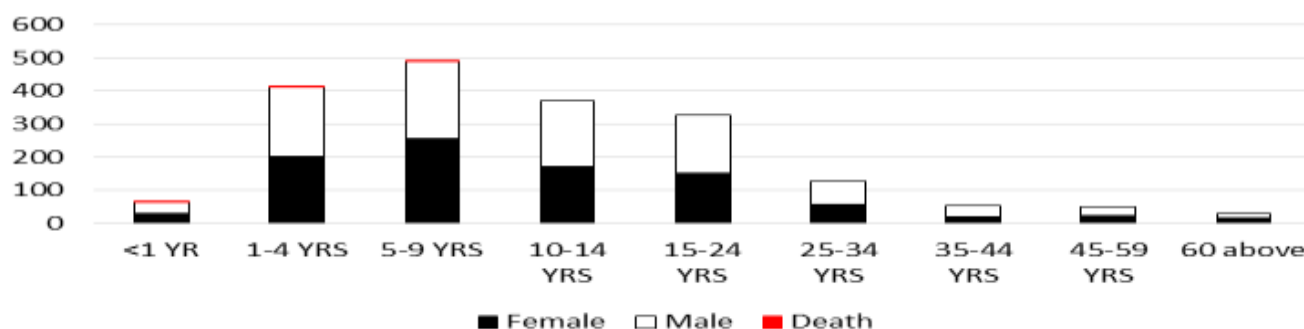
Cluster of cases were noted in the following areas (3 or more in a barangay during the past 4 weeks)

PROVINCE	MUNCITY	BARANGAY	CASES			
			MW18	MW19	MW20	MW21
BUKIDNON	BAUNGON	NICDAO	3	0	2	0
		EAST KIBAWÉ (POB.)	0	1	0	2
	SUMILAO	POBLACION	1	1	5	1
LANAO DEL NORTE	ILIGAN CITY	PALAO	0	1	2	0
		TAMBACAN	1	2	0	0
	LALA	MARANDING	1	0	2	0
MISAMIS OCCIDENTAL	CLARIN	LAPASAN	1	0	1	1
		POBLACION III	0	0	3	0
	OZAMIS CITY	MANINGCOL	2	1	1	1
		AGUADA (POB.)	0	1	0	3
	SINACABAN	POBLACION	0	3	3	0
MISAMIS ORIENTAL	CAGAYAN DE ORO CITY	TABLON	1	1	3	0
		BULUA	1	2	3	0
		KAUSWAGAN	1	2	3	1
		MACASANDIG	0	3	2	0
		CUGMAN	1	1	1	0
		IPONAN	2	0	2	1
		PATAG	1	0	2	0
		GUSA	2	3	1	0
		CAMAMAN-AN	2	1	0	0
		BUGO	3	4	3	0
		CANITO-AN	0	3	3	0
		CARMEN	3	5	3	3
		BALULANG	1	2	0	1
		MACABALAN	1	1	2	0
		SAN JUAN	0	4	3	0
		UPPER JASAAN (POB.)	1	0	2	0
		OPOL	2	1	0	0
		BARRA	1	2	0	0
	SALAY	POBLACION	2	1	1	0
	TAGOLOAN	CASINGLOT	3	0	0	0
	VILLANUEVA	SAN MARTIN	2	0	2	0



Disease Surveillance Report 21

**Fig. 3 Dengue Cases by Age group, Sex and Death**  
Region 10  
May 24, 2014



**Table 1. Dengue Cases & Deaths by Province and Cities**

PROVINCE	2014	2013	% Change	2014	CFR	2013	CFR
BUKIDNON	203	462	-56.06 ↑	2	0.99	2	0.43
CAMIGUIN	60	27	122.22 ↓	0	0.00	0	0.00
LANAO DEL NORTE	64	106	-39.62 ↑	0	0.00	1	0.94
MISAMIS OCCIDENTAL	113	103	9.71 ↑	0	0.00	3	2.91
MISAMIS ORIENTAL	300	334	-10.18 ↑	1	0.33	5	1.50
CAGAYAN DE ORO CITY	665	424	56.84 ↑	2	0.30	2	0.47
EL SALVADOR	11	15	-26.67 ↑	0	0.00	0	0.00
GINGOOG CITY	92	114	-19.30 ↑	1	1.09	0	0.00
ILIGAN CITY	158	136	16.18 ↑	0	0.00	1	0.74
MALAYBALAY CITY	39	107	-63.55 ↓	0	0.00	1	0.93
OROQUIETA CITY	23	43	-46.51 ↑	0	0.00	0	0.00
OZAMIS CITY	126	109	15.60 ↑	0	0.00	0	0.00
TANGUB CITY	14	21	-33.33 ↑	0	0.00	0	0.00
VALENCIA CITY	45	119	-62.18 ↓	0	0.00	1	0.84
<b>TOTAL</b>	<b>1913</b>	<b>2120</b>	<b>-9.76 ↑</b>	<b>6</b>	<b>0.31</b>	<b>16</b>	<b>0.75</b>

\*as of May 24, 2014

Disclaimer: Data and figures from previous report may differ due to late reports submitted and further verification