



Disease Surveillance Report 22

Dengue Update

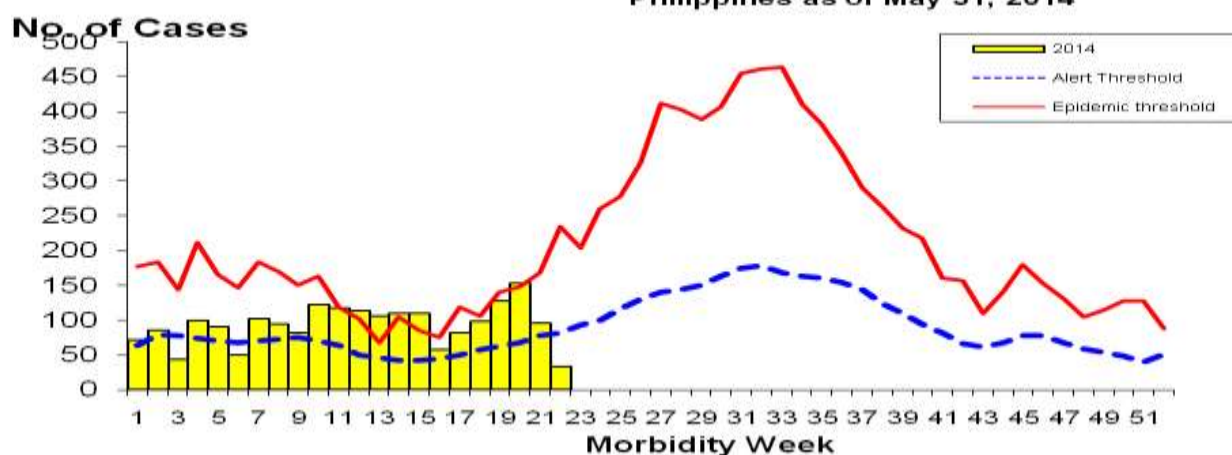
A total of **2045** dengue cases were admitted to different sentinel hospitals region wide from January 1 to May 31, 2014 (Figure 1 and 2). This is **-8.01%** lower compared to the same time period last year (**2223**), and **-65.63% (33)** lower compared to last's morbidity week (**96**). Ages of cases ranged from 3 days to 82 years of age (**Median=9.00**). Fifty-two percent are males. There are six deaths with a Case Fatality Rate (**CFR=0.29%**), cases belonged to the age group 1-9 y.o.. (**CFR=0.58%**).

Geographic Distribution

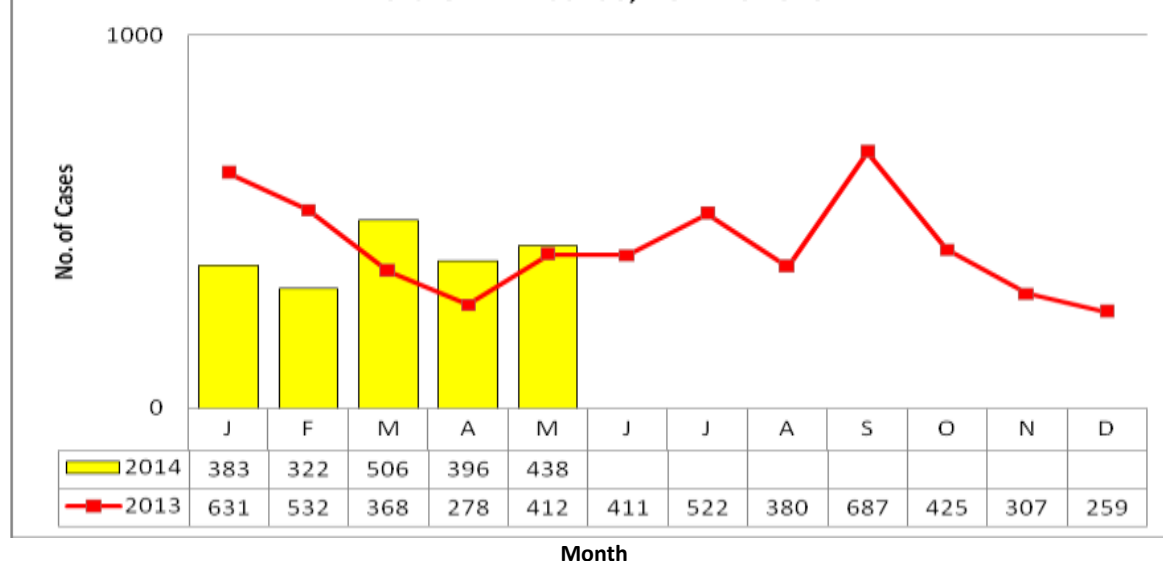
Most of the cases were from the province of Misamis Oriental (**39%**). Sixty-nine percent (688/1022) are from the Cagayan de Oro City. Four deaths were from Misamis Oriental (**CFR=0.4**). Camiguin has the highest increase for this week at 110.34%. Cagayan de Oro City has the highest cases for the week at 33.6%, however, Gingoog City has the highest CFR at 0.88. For the municipalities, Tagoloan, Misamis Oriental (2.5%) and Clarin, Misamis Occidental (2.3%) have the highest cases, and followed by Medina, Misamis Oriental at 2.2% of the total suspected dengue cases for the morbidity week.

(Note: all cases from the city were included in the records as part of the province where it is situated).

**Fig. 1 Distribution of Dengue Cases by Morbidity Week
Philippines as of May 31, 2014**



**Fig. 2. Dengue Cases by Month
Northern Mindanao, 2014 vs 2013**



*as of May 31, 2014



Disease Surveillance Report 22

Cluster of cases were noted in the following areas (3 or more in a barangay during the past 4 weeks)

PROVINCE	MUNCITY	BARANGAY	CASES			
			MW19	MW20	MW21	MW22
BUKIDNON	BAUNGON	NICDAO	0	2	0	1
	DAMULOG	MIGCAWAYAN	0	2	1	1
	KIBAWÉ	EAST KIBAWÉ (POB.)	1	0	2	0
	MALAYBALAY CITY	BARANGAY 9 (POB.)	1	0	2	0
	SUMILAO	POBLACION	1	7	8	0
LANAO DEL NORTE	ILIGAN CITY	PALAO	1	2	0	0
		TAMBACAN	2	3	1	0
	LALA	MARANDING	0	2	1	0
MISAMIS OCCIDENTAL	CLARIN	POBLACION III	0	3	1	0
	OZAMIS CITY	MANINGCOL	1	1	1	0
		AGUADA (POB.)	1	0	3	0
	SINACABAN	POBLACION	3	4	0	0
MISAMIS ORIENTAL	CAGAYAN DE ORO CITY	TABLON	1	3	1	1
		CARMEN	5	3	4	1
		NAZARETH	1	1	3	0
		CAMAMAN-AN	1	0	2	0
		GUSA	3	1	0	2
		KAUSWAGAN	2	3	1	3
		MACABALAN	1	2	1	0
		BULUA	2	3	1	0
		IPONAN	0	2	2	0
		MACASANDIG	3	2	0	0
		CANITO-AN	3	3	0	0
		BALULANG	2	0	1	0
		BUGO	5	3	1	0
	GINGOOG CITY	BARANGAY 17 (POB.)	1	0	1	2
		BARANGAY 18-A (POB.)	0	2	2	1
		SAN JUAN	4	3	1	0
	OPOL	BARRA	2	0	1	0
	TALISAYAN	SAN JOSE	0	1	0	2



Disease Surveillance Report 22

Fig. 3 Dengue Cases by Age group, Sex and Death
Region 10
May 31, 2014

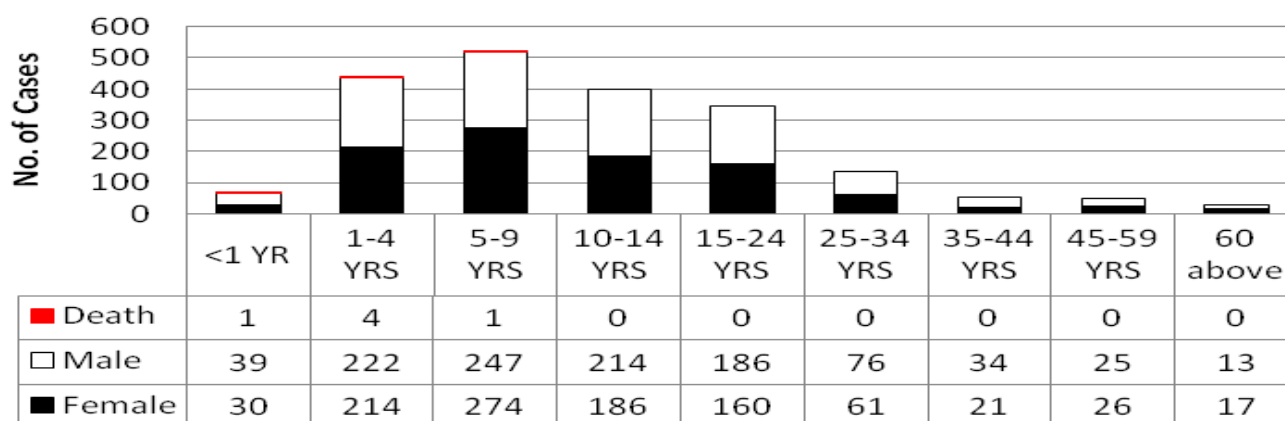


Table 1. Dengue Cases & Deaths by Province and Cities

PROVINCE	2014	2013	% Change	2014	CFR	2013	CFR
BUKIDNON	239	502	-52.39 ↑	2	0.84	3	0.60
CAMIGUIN	61	29	110.34 ↓	0	0.00	0	0.00
LANAO DEL NORTE	72	109	-33.94 ↑	0	0.00	1	0.92
MISAMIS OCCIDENTAL	120	107	12.15 ↑	0	0.00	3	2.80
MISAMIS ORIENTAL	314	340	-7.65 ↑	1	0.32	5	1.47
CAGAYAN DE ORO CITY	688	436	57.80 ↑	2	0.29	2	0.46
EL SALVADOR	11	15	-26.67 =	0	0.00	0	0.00
GINGOOG CITY	114	115	-0.87 ↑	1	0.88	0	0.00
ILIGAN CITY	166	142	16.90 ↑	0	0.00	1	0.70
MALAYBALAY CITY	43	115	-62.61 ↓	0	0.00	1	0.87
OROQUIETA CITY	25	44	-43.18 ↑	0	0.00	0	0.00
OZAMIS CITY	129	117	10.26 ↓	0	0.00	0	0.00
TANGUB CITY	14	21	-33.33 =	0	0.00	0	0.00
VALENCIA CITY	49	131	-62.60 ↓	0	0.00	1	0.76
TOTAL	2045	2223	-8.01 ↑	6	0.29	17	0.76

*as of May 31, 2014

Disclaimer: Data and figures from previous report may differ due to late reports submitted and further verification