



## Disease Surveillance Report 23

### Dengue Update

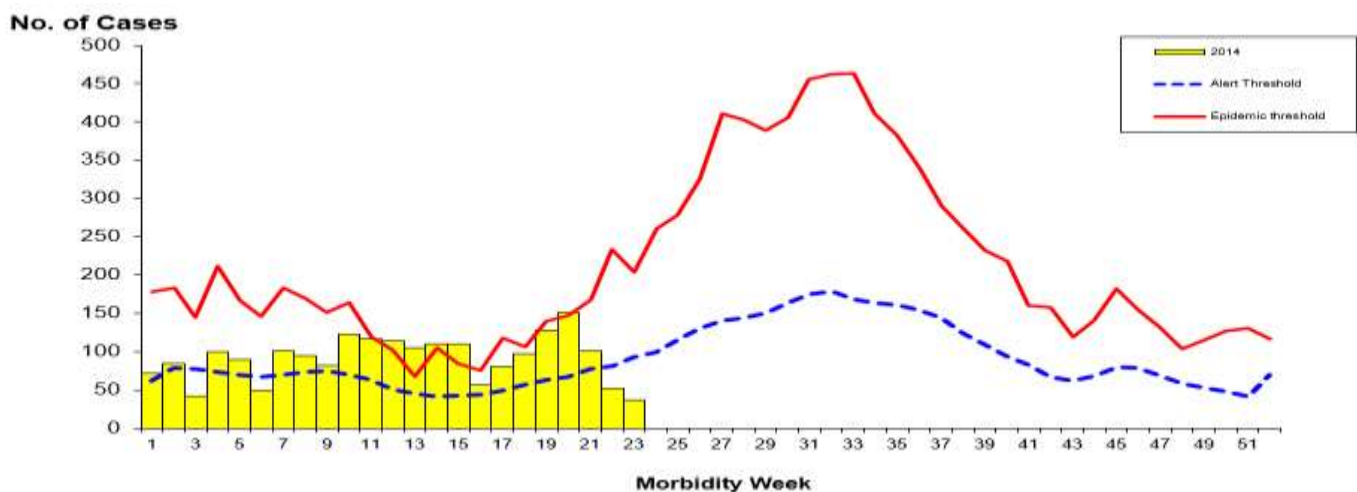
A total of 2107 dengue cases were admitted to different sentinel hospitals region wide from January 1 to June 7, 2014 (Figure 1 and 2). This is **-8.63%** lower compared to the same time period last year (**2306**), and **-28.3% (28)** lower compared to last's morbidity week (**53**). Ages of cases ranged from 3 days to 80 years of age (**Median=9.00**). Fifty-two percent are males. There are six deaths with a Case Fatality Rate (**CFR=0.28%**), cases belonged to the age group 1-14 y.o.

### Geographic Distribution

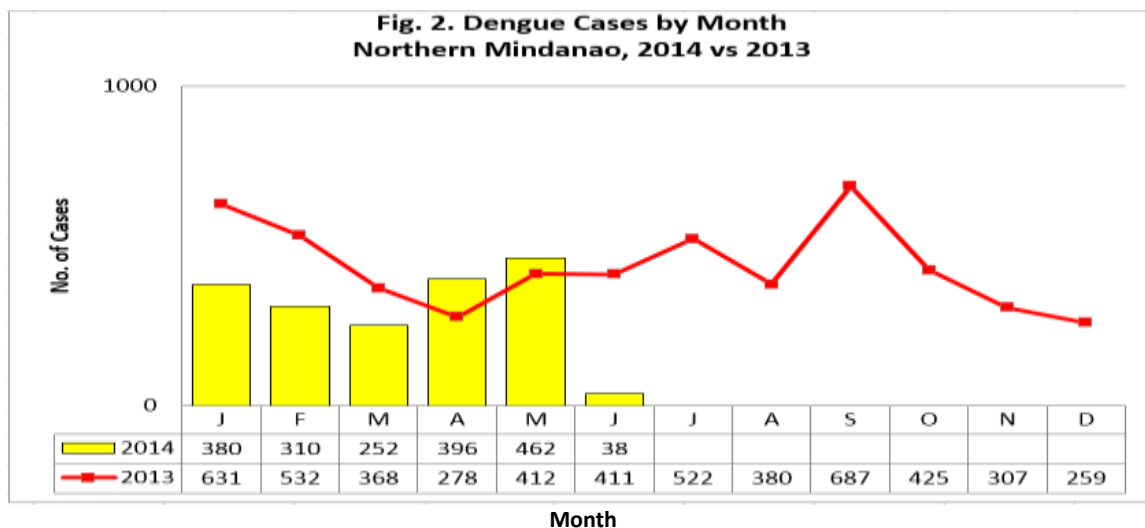
Most of the cases were from the province of Misamis Oriental (**38.2%**). Sixty-nine percent (703/1023) are from the Cagayan de Oro City. Five deaths were from Misamis Oriental (**CFR=0.59**). Camiguin has the highest increase for this week at 103.33%. Cagayan de Oro City has the highest cases for the week at 33.4%, however, Gingoog City has the highest CFR at 0.86. For the municipalities, Tagoloan, Misamis Oriental (2.5%) and Clarin, Misamis Occidental (2.4%) have the highest cases, and followed by Medina, Misamis Oriental at 2.1% of the total suspected dengue cases for the morbidity week.

(Note: all cases from the city were included in the records as part of the province where it is situated).

**Fig. 1 Distribution of Dengue Cases by Morbidity Week  
Region: 10, as of June 7, 2014**



**Fig. 2. Dengue Cases by Month  
Northern Mindanao, 2014 vs 2013**



\*as of June 7, 2014

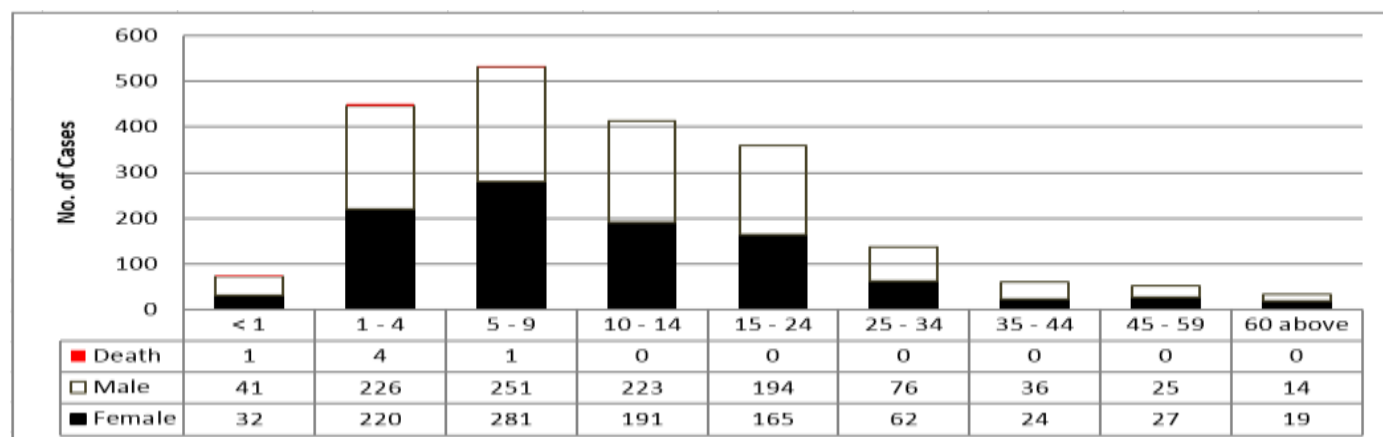


## Disease Surveillance Report 23

Cluster of cases were noted in the following areas (3 or more in a barangay during the past 4 weeks)

REGION	PROVINCE	MUNCITY	BARANGAY	CASES			
				MW20	MW21	MW22	MW23
10	BUKIDNON	BAUNGON	NICDAO	2	0	1	0
10	BUKIDNON	DAMULOG	MIGCAWAYAN	2	1	2	0
10	BUKIDNON	SUMILAO	POBLACION	7	8	0	0
10	LANAO DEL NORTE	ILIGAN CITY	TAMBACAN	3	1	0	0
10	LANAO DEL NORTE	KAPATAGAN	POBLACION	1	0	0	2
10	LANAO DEL NORTE	LALA	MARANDING	2	1	0	1
10	MISAMIS OCCIDENTAL	CLARIN	POBLACION I	0	3	0	0
10	MISAMIS OCCIDENTAL	CLARIN	POBLACION III	3	1	0	0
10	MISAMIS OCCIDENTAL	JIMENEZ	TABO-O	0	0	3	0
10	MISAMIS OCCIDENTAL	JIMENEZ	DICOLOC	0	0	3	0
10	MISAMIS OCCIDENTAL	OZAMIS CITY	AGUADA (POB.)	0	3	0	0
10	MISAMIS OCCIDENTAL	SINACABAN	POBLACION	4	0	0	0
10	MISAMIS ORIENTAL	CAGAYAN DE ORO CITY	NAZARETH	1	3	1	0
10	MISAMIS ORIENTAL	CAGAYAN DE ORO CITY	IPONAN	2	2	0	1
10	MISAMIS ORIENTAL	CAGAYAN DE ORO CITY	GUSA	1	0	2	1
10	MISAMIS ORIENTAL	CAGAYAN DE ORO CITY	MACABALAN	2	1	0	0
10	MISAMIS ORIENTAL	CAGAYAN DE ORO CITY	CARMEN	3	4	1	1
10	MISAMIS ORIENTAL	CAGAYAN DE ORO CITY	CANITO-AN	3	0	0	0
10	MISAMIS ORIENTAL	CAGAYAN DE ORO CITY	CAMAMAN-AN	0	2	1	0
10	MISAMIS ORIENTAL	CAGAYAN DE ORO CITY	KAUSWAGAN	3	1	5	2
10	MISAMIS ORIENTAL	CAGAYAN DE ORO CITY	BULUA	3	1	1	2
10	MISAMIS ORIENTAL	CAGAYAN DE ORO CITY	TABLON	3	1	1	0
10	MISAMIS ORIENTAL	CAGAYAN DE ORO CITY	BUGO	3	1	0	0
10	MISAMIS ORIENTAL	GINGOOG CITY	BARANGAY 18-A (POB.)	1	2	1	0
10	MISAMIS ORIENTAL	GINGOOG CITY	BARANGAY 17 (POB.)	0	1	2	0
10	MISAMIS ORIENTAL	GINGOOG CITY	SAN JUAN	3	1	0	0
10	MISAMIS ORIENTAL	TALISAYAN	SAN JOSE	1	0	2	0

Fig. 3 Dengue Cases by Age group, Sex and Death  
Region 10  
June 7, 2014





## Disease Surveillance Report 23

Table 1. Dengue Cases & Deaths by Province  
Northern Mindanao, 2013 & 2014\*

PROVINCE	2014	2013	% Change	2014	CFR (%)	2013	CFR (%)
BUKIDNON	247	656	-62.35 ↓	2	0.81	3	0.46
CAMIGUIN	61	30	103.33 ↓	0	0.00	0	0.00
LANAO DEL NORTE	76	111	-31.53 ↑	0	0.00	1	0.90
MISAMIS OCCIDENTAL	133	111	19.82 ↑	0	0.00	3	2.70
MISAMIS ORIENTAL	320	349	-8.31 ↓	1	0.31	5	1.43

Table 2. Dengue Cases & Deaths by City  
Northern Mindanao, 2013 & 2014\*

CITY	2014	2013	% Change	2014	CFR (%)	2013	CFR (%)
CAGAYAN DE ORO CITY	703	456	54.17 ↓	2	0.28	2	0.44
EL SALVADOR	11	15	-26.67 =	0	0.00	0	0.00
GINGOOG CITY	116	116	No change	1	0.86	0	0.00
ILIGAN CITY	170	142	19.72 ↑	0	0.00	1	0.70
MALAYBALAY CITY	46	117	-60.68 ↑	0	0.00	1	0.85
OROQUIETA CITY	28	46	-39.13 ↑	0	0.00	0	0.00
OZAMIS CITY	129	118	9.32 ↓	0	0.00	0	0.00
TANGUB CITY	15	24	-37.5 ↓	0	0.00	0	0.00
VALENCIA CITY	52	15	246.67 ↑	0	0.00	1	6.67
TOTAL	2107	2306	8.63 ↓	6	0.28	17	0.74

\*as of June 7, 2014

Disclaimer: Data and figures from previous report may differ due to late reports submitted and further verification