



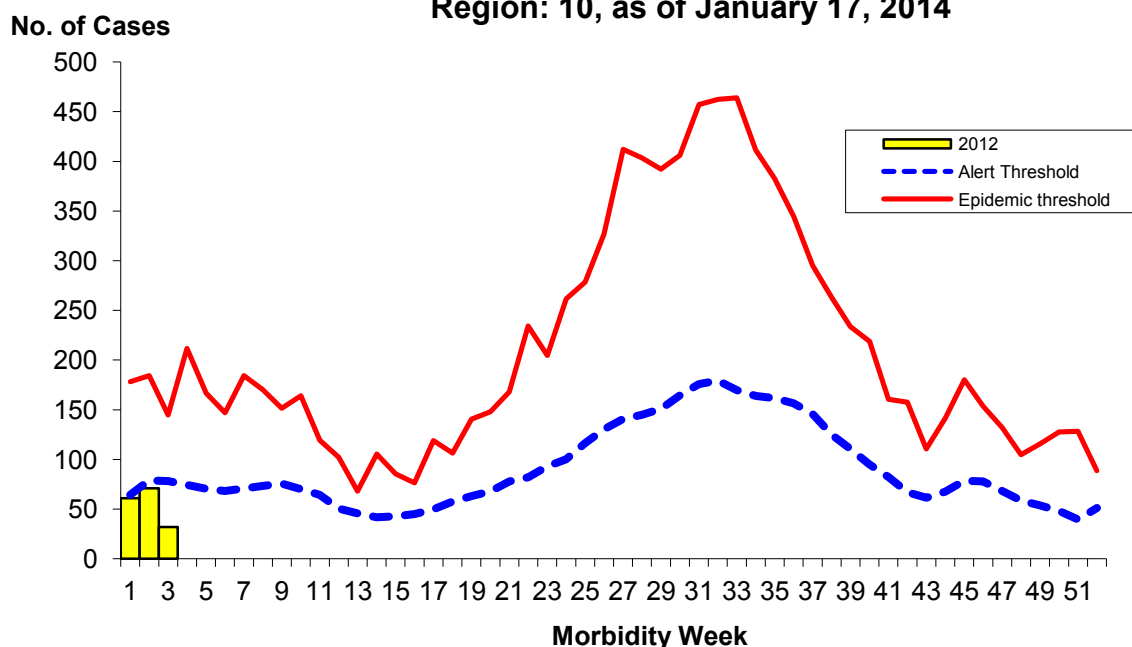
Dengue Update

A total of **170** dengue cases were admitted to different sentinel hospitals region wide from January 1 to January 17, 2014 (Figure 1 and 2). This is **-48.17%** lower compared to the same time period last year (**328**), which is also **-73.14%** lower for the month of January and **-54.79%** (**33**) lower compared to last morbidity week (**73**). Ages of cases ranged from 3 days to 54 years of age (**Median=10.00**). Fifty-five percent are males. Most of the cases are from the age-group 1-14 years of age (Figure 3). There was one death with a Case Fatality Rate (**CFR=0.59%**) which belongs to the age-group 1-4 years old (**CFR=2.94%**) (Table 1).

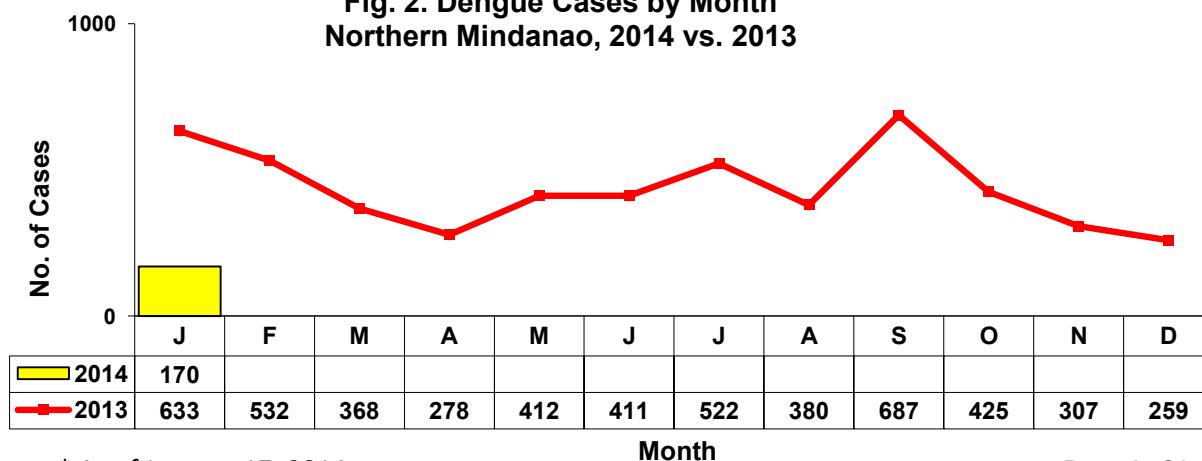
Geographic Distribution

Most of the cases were from the province of Misamis Oriental (**61.20%**). Fifty-three percent (55/104) are from the City of Cagayan de Oro. The Province of Bukidnon has the second most number of cases (**18.80%**) where, **43.75%** (14/32) of cases were from the Cities of Valencia and Malaybalay. Among the cities, Oroquieta City, Misamis Occidental has the highest increase at **71.43%**, followed by Malaybalay City, Bukidnon at **66.67%**. (Table 1). For the municipalities, Balingasag, Misamis Oriental has **7.60%**, followed by Tagoloan, Misamis Oriental at **6.50%** of the total suspected dengue cases for the morbidity week. (note: all cases from the city were included in the records as part of the province where it is situated).

**Fig. 1 Distribution of Dengue Cases by Morbidity Week
Region: 10, as of January 17, 2014**



**Fig. 2. Dengue Cases by Month
Northern Mindanao, 2014 vs. 2013**



* As of January 17, 2014



Disease Surveillance Report 03

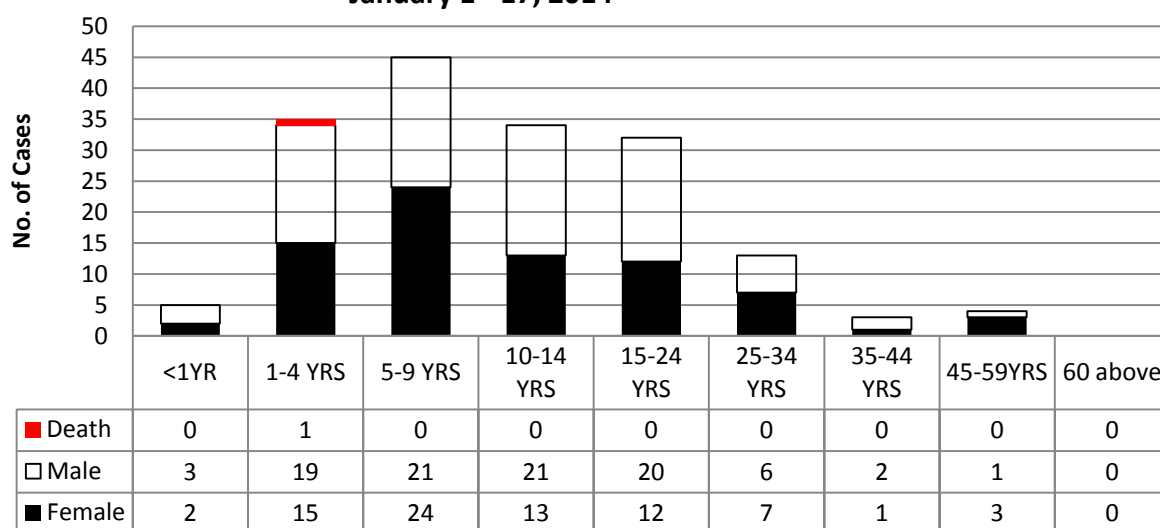
Cluster of cases were noted in the following areas (3 or more in a barangay during the past 4 weeks)

PROVINCE	MUNCITY	BARANGAY	CASES			
			MW52	MW01	MW02	MW03
BUKIDNON	VALENCIA CITY	POBLACION	1	3	0	1
		BAGONTAAS	0	0	1	2
MISAMIS OCCIDENTAL	OROQUIETA CITY	VILLAFLOR	0	0	0	4
MISAMIS ORIENTAL	BALINGASAG	BARANGAY 1 (POB)	0	1	1	1
	CAGAYAN DE ORO CITY	AGUSAN	3	0	1	0
		BALULANG	0	2	2	1
		BUGO	5	4	3	1
		BULUA	1	3	3	0
		CANITO-AN	5	0	1	1
		CARMEN	3	1	0	0
		GUSA	2	1	1	1
		IPONAN	3	2	3	0
		LAPASAN	4	1	2	0
		MACABALAN	1	2	1	0
		NAZARETH	0	1	1	1
		PATAG	1	1	1	0
		TABON	4	1	0	0
	GINGOOG CITY	SAN LUIS	2	1	1	0
	JASAAS	BOBONTUGAN	0	1	4	0
	TAGOLOAN	CASINGLOT	5	2	0	0
		POBLACION	0	1	3	1
	VILLANUEVA	DAYAWAN	2	1	0	0
		POBLACION	0	0	1	2

Fig. 3 Dengue Cases by Age group, Sex and Death

Region 10

January 1 - 17, 2014





Disease Surveillance Report 03

**Table 1. Dengue Cases & Deaths by Province and Cities
Northern Mindanao, 2013 & 2014***

PROVINCE	CASES		%	DEATHS			
	2014	2013	CHANGE	2014	CFR	2013	CFR
BUKIDNON	18	45	-60 ↓	0	0	0	0
CAMIGUIN	0	1	-100 =	0	0	0	0
LANAO DEL NORTE	6	22	-72.73 ↓	0	0	1	4.55
MISAMIS OCCIDENTAL	7	20	-65 ↑	0	0	1	5
MISAMIS ORIENTAL	44	65	-32.31 ↓	0	0	2	3.08
CITIES							
CAGAYAN DE ORO	55	77	-28.57 ↓	0	0	2	2.60
EL SALVADOR	0	4	-100	0	0	0	0
GINGOOG	5	17	-70.58 ↓	1	20	0	0
ILIGAN	7	36	-80.56 ↓	0	0	0	0
MALAYBALAY	5	3	66.67 ↑	0	0	0	0
OROQUIETA	12	7	71.43 ↓	0	0	0	0
OZAMIS	1	10	-90 ↓	0	0	0	0
TANGUB	1	1	0	0	0	0	0
VALENCIA	9	20	-55 ↓	0	0	0	0
TOTAL	170	328	-48.17 ↓	1	0.59	6	1.83

* as of January 17, 2014 vs 2013

Disclaimer: Data and figures from previous report may differ due to late reports submitted and further