



Dengue Update

A total of **213** dengue cases were admitted to different sentinel hospitals region wide from January 1 to January 17, 2014 (Figure 1 and 2). This is **-56.88%** lower compared to the same time period last year (**494**), and **17.14% (41)** higher compared to last morbidity week (35). Ages of cases ranged from 3 days to 69 years of age (**Median=10.00**). Fifty-five percent are males. Most of the cases are from the age-group 1-14 years of age (Figure 3). There was one death with a Case Fatality Rate (**CFR=0.47%**) which belongs to the age-group 1-4 years old (**CFR=2.17%**) (Table 1).

Geographic Distribution

Most of the cases were from the province of Misamis Oriental (**59.20%**). Fifty-four percent (68/126) are from the City of Cagayan de Oro. The Province of Bukidnon has the second most number of cases (**17.80%**) where, **39.47%** (15/38) of cases were from the Cities of Valencia and Malaybalay. Among the cities, Malaybalay City has the highest increase at **20.00%**. (Table 1). For the municipalities, Balingasag and Tagoloan, Misamis Oriental has **6.10%**, followed by Jasaan, Misamis Oriental at **3.80%** of the total suspected dengue cases for the morbidity week. (note: all cases from the city were included in the records as part of the province where it is situated).

Fig. 1 Distribution of Dengue Cases by Morbidity Week
Region: 10, as of January 24, 2014

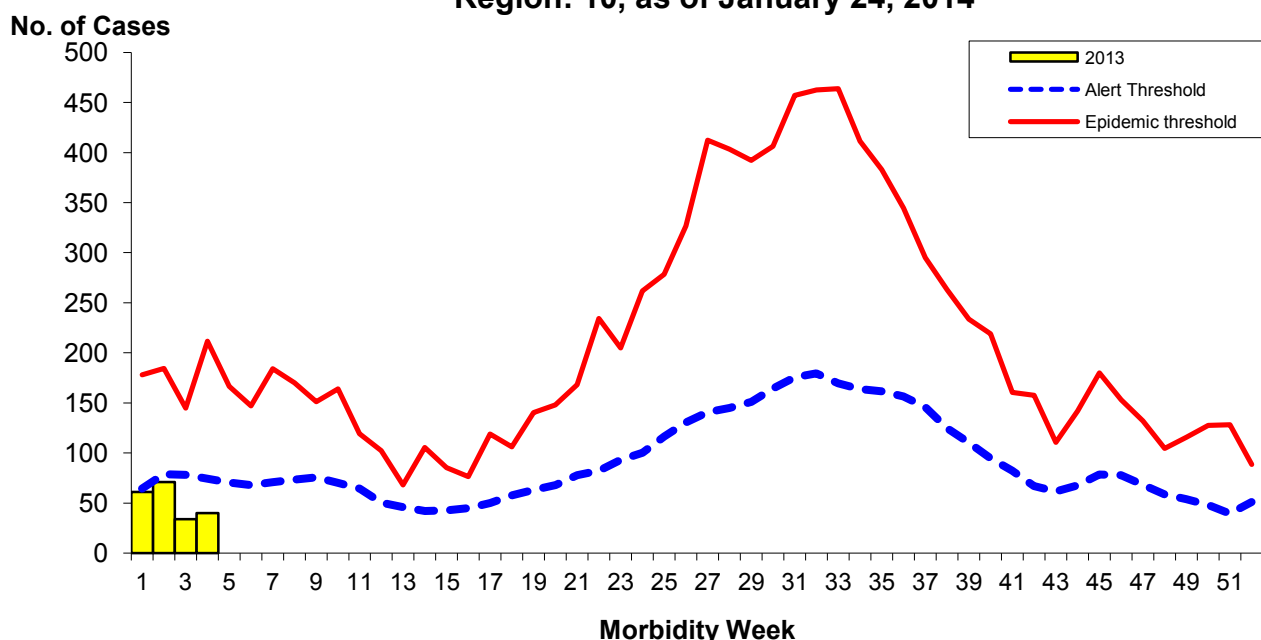
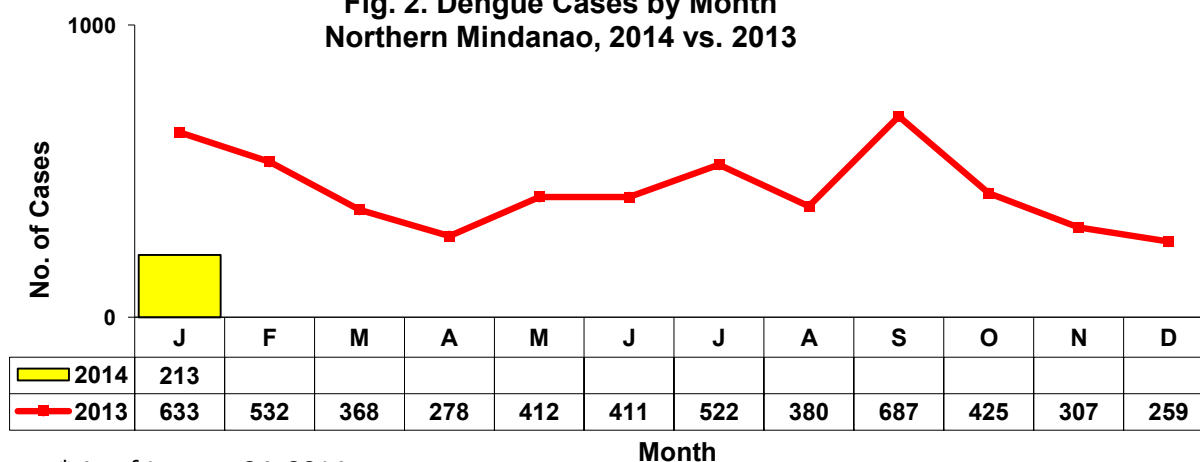


Fig. 2. Dengue Cases by Month
Northern Mindanao, 2014 vs. 2013



* As of January 24, 2014

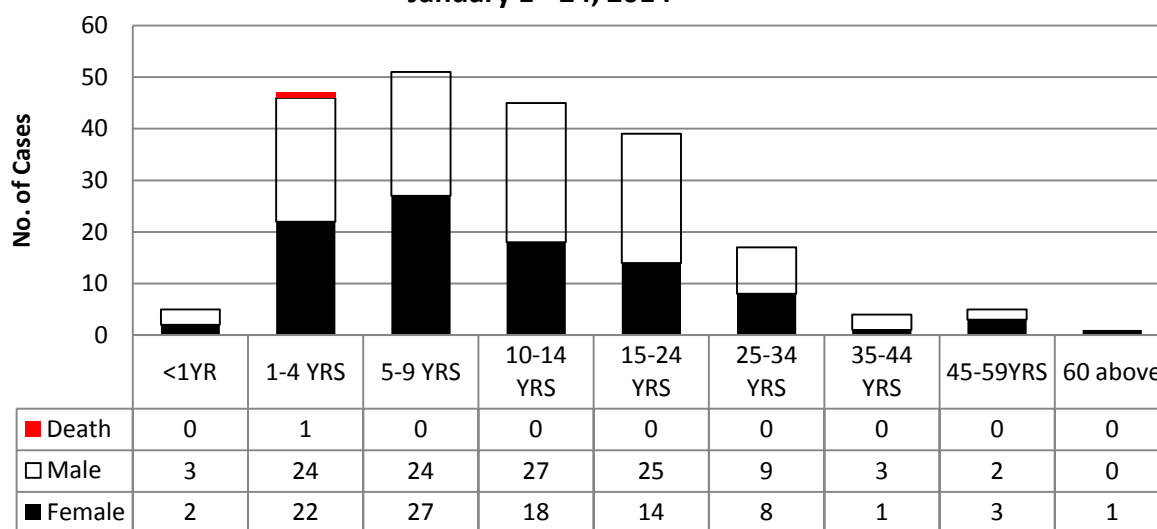


Disease Surveillance Report 04

Cluster of cases were noted in the following areas (3 or more in a barangay during the past 4 weeks)

PROVINCE	MUNCITY	BARANGAY	CASES			
			MW01	MW02	MW03	MW04
BUKIDNON	MALAYBALAY CITY	CASISANG	1	1	0	1
	VALENCIA CITY	POBLACION	3	0	1	0
		BAGONTAAS	0	1	2	0
LANAO DEL NORTE	ILIGAN CITY	TUBOD	0	0	0	4
MISAMIS OCCIDENTAL	OROQUIETA CITY	VILLAFLOR	0	0	4	0
MISAMIS ORIENTAL	BALINGASAG	BARANGAY 1 (POB.)	1	1	1	0
	CAGAYAN DE ORO CITY	BUGO	4	3	1	3
		LAPASAN	1	2	0	0
		CANITO-AN	0	1	1	1
		BULUA	3	3	0	0
		IPONAN	2	3	0	0
		PATAG	1	1	0	2
		MACABALAN	2	1	0	0
		GUSA	1	1	1	0
		CAMAMAN-AN	1	0	1	1
		NAZARETH	1	1	1	0
		BALULANG	2	2	1	0
	JASAAS	BOBONTUGAN	1	4	0	0
	TAGOLOAN	NATUMOLAN	1	1	0	1
		CASINGLOT	2	0	1	0
		POBLACION	1	3	1	0
	VILLANUEVA	POBLACION	0	1	2	1

Fig. 3 Dengue Cases by Age group, Sex and Death
Region 10
January 1 - 24, 2014





**Table 1. Dengue Cases & Deaths by Province and Cities
Northern Mindanao, 2013 & 2014***

PROVINCE	CASES		%	DEATHS			
	2014	2013	CHANGE	2014	CFR	2013	CFR
BUKIDNON	23	83	-72.29 ↓	0	0	0	0
CAMIGUIN	0	2	-100 =	0	0	0	0
LANAO DEL NORTE	7	27	-74.07 ↓	0	0	1	3.70
MISAMIS OCCIDENTAL	11	29	-62.07 ↑	0	0	1	3.45
MISAMIS ORIENTAL	53	93	-43.01 ↓	0	0	2	2.15
CITIES							
CAGAYAN DE ORO	68	114	-40.35 ↓	0	0	2	1.75
EL SALVADOR	0	5	-100 =	0	0	0	0
GINGOOG	5	26	-80.77 ↓	1	20	0	0
ILIGAN	13	53	-75.47 ↑	0	0	0	0
MALAYBALAY	6	5	20 ↓	0	0	0	0
OROQUIETA	13	13	0 ↓	0	0	0	0
OZAMIS	4	16	-75 ↑	0	0	0	0
TANGUB	1	2	-50 ↓	0	0	0	0
VALENCIA	9	26	-65.38 ↓	0	0	0	0
TOTAL	213	494	-56.88 ↓	1	0.47	6	1.21

* as of January 24, 2014 vs 2013

Disclaimer: Data and figures from previous report may differ due to late reports submitted and further